



FIH
HOCKEY MEN'S
JUNIOR WORLD CUP



FIH
HOCKEY WOMEN'S
JUNIOR WORLD CUP

EVENT Manual

FIH HOCKEY JUNIOR WORLD CUP

TABLE OF CONTENTS

I. INTRODUCTION	6
II. CONTENT OF SECTIONS	7
III. USEFUL DOCUMENTS	8
IV. UPDATES TO THIS EVENT MANUAL	9
V. TERMINOLOGY	10
13	
1.1 Collaboration between FIH & Host NA / LOC	14
1.1.1 Planning	14
1.1.2 Operations	15
1.1.3 Post-Event	15
1.2 FIH Role & Responsibilities	15
1.3 LOC Organisation	15
1.4 Event Officials	18
1.4.1 Appointments	18
1.4.2 Per Diem	18
1.5 Volunteers	19
1.6 Public Authorities	19
2. FINANCE & CORPORATE MANAGEMENT	21
2.1 Finance	22
2.1.1 Budget	22
2.1.2 Event Operations	22
2.2 Legal	22
2.3 Insurance	22
2.3.1 Event Insurance	22
2.3.2 Teams Insurance	23
2.3.3 Insurance for FIH & Event Officials	23
3. SPORT MANAGEMENT	24
3.1 Competition	25
3.1.1 Team Entries	25
3.1.2 Match Schedule	25
3.1.3 Pre- & During-Competition Meetings	25
3.1.4 Pre-Match Protocol	26
3.1.5 Post-Match Protocol	27
3.1.6 Tournament Management System (TMS)	27

3.1.7 Team Video Analysis	27
3.2 Training	28
3.2.1 Training Schedule	28
3.2.2 Pitch Availability	29
3.2.3 Open & Closed Training Sessions	29
3.3 Liaison with Teams	29
4. VENUES & FACILITIES	30
4.1 Venue Layout	31
4.2 Technical Requirements	32
4.2.1 Hockey Fields	32
4.2.2 Hockey Balls	32
4.2.3 Scoreboard & Match Clock	32
4.2.4 Technical Officials' Booth	33
4.2.5 Additional Facilities	33
4.2.5.1 Alternative Training Facilities	33
4.2.5.2 Changing Rooms	33
4.2.5.3 Team Equipment Storage	34
4.2.5.4 Sport Information Desk	34
4.2.5.5 Offices, Rooms & Lounges	34
4.3 Venue Operations	35
4.3.1 Accreditation	35
4.3.2 Seating	39
4.3.3 Safety & Security	39
4.3.4 Signage	40
4.3.5 Ticket Box Office	41
4.3.6 Staff & Volunteers	41
4.3.7 Site Management	41
5. EVENT SERVICES	42
5.1 Competition Venue	43
5.1.1 Utilities & Maintenance	43
5.1.2 Cleaning & Waste	43
5.1.3 Catering	43
5.1.4 Technology	44
5.1.5 Language Services	46
5.1.6 Uniforms	46
5.1.7 Weather Information	47
5.2 Accommodation	47
5.2.1 Hotels	47
5.2.2 Hotel Room Summary	48
5.2.3 Hotel Facilities & Services	49
5.2.3.1 Meeting Rooms	49
5.2.3.2 Laundry	49
5.2.3.3 Meals	49
5.2.3.4 Welcome Desk	50
5.3 Transport	50
5.3.1 Arrivals & Departures	50
5.3.2 Teams	50
5.3.3 Event Technical Officials, FIH Officials, FIH Staff, FIH Commercial Partners & Guests	51

5.3.4 Media and Broadcast.....	51
5.3.5 VIPs / Guests.....	51
5.3.6 Public Transport	51
5.3.7 Parking.....	52
5.3.8 Vehicles	52
5.3.9 Drivers	52
5.3.10 Transport Facilities	53
5.4 Travel	53
5.4.1 Air Travel	53
5.4.2 Immigration & Customs.....	54
6. PROTOCOL & HOSPITALITY.....	55
6.1 Protocol.....	56
6.1.1 Flags.....	56
6.1.2 Opening Ceremony.....	56
6.1.3 Closing Ceremony.....	56
6.1.4 VIPs	57
6.2 Hospitality	57
6.2.1 Official Function	57
6.2.2 Event Hospitality.....	58
7. EVENT EXPERIENCE & SPORT PRESENTATION	59
7.1 Spectator Experience	60
7.2 Sport Presentation	61
8. MEDICAL & ANTI-DOPING	63
8.1 Medical.....	64
8.2 Anti-Doping	67
9. MARKETING & COMMUNICATIONS	70
9.1 MarComms Plan.....	71
9.2 Event Logo, Event Title & Other Logos	72
9.3 Promotional/Print Materials, Branding & Signage	72
9.4 Event Programme	73
9.5 Event Song / Music & Mascot	73
9.6 Ticketing	74
9.7 Website, Social & Digital Media	74
10. MEDIA	76
10.1 Accreditation & Access Control.....	77
10.2 Media Centre	77
10.3 Mixed Zone	79

10.4 Tribune	80
10.5 I-Zone	80
10.6 Press Conferences	81
10.7 FIH Media Kit	82
10.8 Media Lounge area.....	82
10.9 Photographer Positions	82
11. BROADCAST	86
11.1 Responsibilities	87
11.2 Rights	90
12. COMMERCIAL RIGHTS	91
12.1 Allocation of Commercial Rights	92
12.2 Commercial Partners	92
12.2.1 Allocation of Sponsorship Packages	92
12.2.2 Sponsorship Package Rights & Benefits.....	93
13. LEGACY & SUSTAINABILITY	104
13.1 Basic Considerations	105
13.2 Development Programmes & Side Events	106
13.3 Sustainability Measures	106
13.3.1 Venue	107
13.3.2 Waste Management	108
13.3.3 Transport	109
13.3.4 Food & Beverage, Merchandising	110
13.3.5 On-site Establishments	111
13.3.6 Management, Communication & Marketing	111
13.3.7 Accommodation	112
13.4 Corporate Social Responsibility.....	113
APPENDICES	114
A. Scoreboard Specification	115

I. INTRODUCTION

The FIH Hockey Junior World Cup is one of the key milestones for the next generation of future hockey stars eager to make their breakthrough in international hockey. It therefore sets the stage for young elite athletes not only to demonstrate their talent and skills, but also to prove themselves against the best Junior Hockey teams while enthusing hockey fans around the world. From 2021 onwards, the Event is scheduled to be held every two (2) years.

FIH Events Department is pleased to provide the Event Manual to National Associations (NAs) that are interested in hosting the FIH Hockey Men's or Women's Junior World Cups.

EVENT MANUAL PURPOSE

The purpose of this Event Manual is

- To provide a full explanation of FIH Hockey Junior World Cup planning and operations;
- To ensure that the shortlisted NAs have a comprehensive understanding of the expectations and standards for the Event prior to submitting the signed Hosting Agreement;
- To assist the selected Host NA to deliver a world-class international sporting event that brings prestige to the host country, Host NA and FIH.

The FIH Hockey Junior World Cup focuses global attention on our sport's junior athletes and the Event Manual aims to assist the Host NA to plan quality services and facilities that ensure a positive experience for all clients. A positive event experience for Teams, Commercial Partners, Media, Broadcasters, VIPs, spectators, Event Technical Officials, FIH Officials and the Event staff must be a key goal, and it is essential that the Host NA keeps the client experience in mind throughout event planning and delivery.

The Host NA must deliver the Event in accordance with and perform any obligations set out in the Event Manual, the Field Specifications and the Venue Specifications. The Event Manual is an integral part of the Hosting Agreement that will be signed by both parties and is binding on the Host NA. In the event of any inconsistency between the Hosting Agreement and this Event Manual, the Hosting Agreement will always prevail.

CONTACT

There is a team of people at FIH at your disposal should you have any queries about the content of the Event Manual. In the first instance, please contact the FIH Events Department.

E-mail: gabrielle.vanzwieten@fih.hockey

II. CONTENT OF SECTIONS

SECTION	CONTENT
0	Describes the roles and responsibilities of the Host NA, LOC, FIH, Event Technical Officials, volunteers and public authorities. It also addresses FIH, Host NA and LOC collaboration as well as LOC organisation and structure.
2 Finance & Corporate Management	Explains the Event's financial, legal and insurance needs.
3 Sport	Provides information about the sport elements of the Event, training and liaison with participating Teams.
4 Venues & Facilities	Explains the technical and operational requirements needed at both Competition and training venues.
5 Event Services	Provides details on services required to ensure an excellent experience for all stakeholders.
6 Protocol & Hospitality	Provides information about ceremonies, protocol and hospitality.
7 Event Experience & Sport Presentation	Outlines the aspects required to ensure a positive and exciting experience which is essential for the success of the Event and the growth of hockey.
8 Medical & Anti-Doping	Describes medical and anti-doping needs to ensure safety and integrity.
9 Marketing & Communications	Covers the aspects of the Event marketing plan including Event assets, Event programme, Event song/music and mascot, ticketing, website, social and digital media.
10 Media	Covers the services and facilities that are needed to optimise Media coverage of the Event.
11 Broadcast	Covers the services and facilities that are needed to optimise FIH Broadcast Partners' coverage of the Event.
12 Commercial Rights	Provides the Host NA with information on the Commercial Rights allocation for the Event and explains how the Sponsorship Rights allocated to FIH and Host NA Commercial Partners shall be delivered.
13 Legacy & Sustainability	Includes advice on planning the Event's legacy and best practice for running an environmentally sustainable Event.
Appendices	Provide supporting material associated with and referenced within the above sections.

III. USEFUL DOCUMENTS

It is recommended that the Host NA and LOC use the following documents in addition to this Event Manual:

FIH DOCUMENTS

- FIH Rules of Hockey
- FIH Top Tier Tournament Regulations
- Field Specifications – FIH Hockey Junior World Cup
- Venue Specifications – FIH Hockey Junior World Cup
- FIH Standards Competition Balls for use on Global Category Hockey Turfs & FIH List of Approved Hockey Balls
- FIH Facilities Design Guidance – Sports Lighting for Broadcasting 11 a-side Hockey, Outdoors
- FIH Medical Officers Manual
- FIH Anti-Doping Rules

FURTHER DOCUMENTS

- WADA International Standard for Testing
- WADA Code
- WADA Accredited Laboratories
- World Anti-Doping Code International Standard Prohibited List
- IOC Guide to Sport, Environment and Sustainable Development

The documents are available for download from the FIH, WADA and the IOC website. They are updated from time-to-time and hence should be checked regularly.

FIH workroom

Each Host NA will receive access to the online FIH workroom. This sharing tool provides the host with supporting material associated with and referenced within the Event Manual. The documents on this platform are updated from time-to-time and should be checked regularly.

IV. UPDATES TO THIS EVENT MANUAL

FIH has the right to adapt this Event Manual in the run-up to the Event from time to time in order to remove any inconsistencies with the Hosting Agreement and/or to adapt its content as a result of any new developments relevant for the Event or the Event organisation. The latter may include any modifications to the rules of hockey, technological developments, legal adaptations, etc.

FIH will inform the Host NA about any new release of the Event Manual highlighting the changes made.

For the purpose of clarity and transparency, any changes from previous versions of the Event Manual are listed here.

DATE RELEASED

SECTION	MODIFICATIONS

V. TERMINOLOGY

The following table provides explanations of various terms and acronyms used within this Event Manual.

TERM / ACRONYM	EXPLANATION
Abandoned	The Event is started but not completed
Access Period	The period commencing five (5) days prior to the start of Competition and ending two (2) days after the final match of the Event
Back-of-House	The areas of the Venue that are not accessible to the general public / spectators
Basic Event Logo	A logo created for the Event that includes the FIH logo without any commercial logos
Broadcasters	For the purpose of this Event Manual, Broadcasters shall refer to, collectively, the Host Broadcaster, the Production Services Company and the FIH Broadcast Partners
Cancelled	The Event does not take place and is not Rescheduled
Commercial Partners	Collectively, the Global Leadership Partner, Global Partner, Host Partner, Global Partners, Official Partners, Global Suppliers and Official Suppliers that are given certain sponsorship rights in connection with the Event. Commercial Partners consist of FIH Commercial Partners and Host NA Commercial Partners
Competition	For the purpose of this Event Manual, "Competition" refers to all Matches being played to determine the winner of the Event including any preliminary rounds and classification matches
Composite Logo	A combined logo for each Commercial Partner that includes the Basic Event Logo and the Commercial Partner's logo
Curtailed	The Event is completed but in a shorter format than originally planned
Development Programmes	The hockey programmes which the Host NA organises before and during the Event to further develop the sport of hockey in the host country / region / city
Event	All the sporting activities (Competition and training), opening and closing ceremonies, press conferences, medal presentations, associated activities and official functions relating to the FIH Hockey Junior World Cup 2023
Event Logo	A logo created for the Event that includes the FIH logo, and may contain the Global Leadership Partner's name and/or logo and the Host city and date subject to FIH approval
Event Technical Officials	Officials appointed to the Event by FIH including but not limited to the Technical Delegate, Technical Officials, FIH Medical Officer, Umpires Managers and Umpires
Field of Play	Competition pitch and adjacent areas, including Team benches and the technical table area

TERM / ACRONYM	EXPLANATION
FIH (International Hockey Federation)	The international governing body for the sport of hockey
FIH Broadcast Partners	Licensees which have been granted certain media rights for the Event
FIH Global Leadership Partner	Company or organisation that provides goods, services and/or cash to be formally associated with the Event as FIH Global Leadership Partner. The companies or organisations that buy packages sold by FIH will be referred to as FIH Global Leadership Partner, Global Partners or Global Suppliers
FIH Officials	For the purpose of this Event Manual, the term "FIH Officials" refers to FIH Executive Board Members, FIH Committees, Commissions and Panel Members and the FIH Representative
FIH Staff	Staff of FIH as well as any event-specific support staff or FIH consultants attending the Event in their professional roles
Front-of-House	All areas accessible by spectators and all other clients
Global Partner	Company or organisation that provides goods, services and/or cash to be formally associated with the Event as Global Partner of the Event. The companies or organisations that buy packages sold by FIH will be referred to as Global Leadership Partner, Global Partners or Global Suppliers
Global Supplier	Company or organisation that provides goods, services and/or cash to be formally associated with the Event as Global Supplier of the Event. The companies or organisations that buy packages sold by FIH will be referred to as Global Leadership Partner, Global Partners or Global Suppliers
Host Broadcaster	The company which has been granted exclusive media rights in its territory for the Event AND which is producing the content of the Event.
Host NA	The National Association hosting the Event
Host Partner	Company or organisation that provides goods, services and/or cash to be formally associated with the Event as Host Partner. The companies or organisations that buy packages sold by the Host NA will be referred to as Host Partner, Official Partners or Official Suppliers
Hosting Agreement	The legally binding contract jointly signed by FIH and the Host National Association containing the terms and conditions under which the Event is awarded to the Host National Association
LOC (Local Organising Committee)	The organising committee that is established by the Host National Association to host, stage and deliver the Event
Match	A match played by a Team as part of the Event in the Venue
Match Schedule	The timetable of matches to take place during the relevant Event Period
Media	Written press, photographers, radio journalists
NA (National Association)	A member national association of FIH

TERM / ACRONYM	EXPLANATION
Official Headquarters Hotel (Official HQ Hotel)	The hotel during the Event for Event Technical Officials, FIH Officials, FIH Staff, FIH Commercial Partners and participating Teams
Official Hotels	Collectively, the Official Headquarters Hotel (Official HQ Hotel) and Official Hotels 2 and 3
Official Team Hotels	Additional Official Hotels that may be used by Teams
Host Partner	Company or organisation that provides goods, services and/or cash to be formally associated with the Event as Host Partner of the Event. The companies or organisations that buy packages sold by the Host NA will be referred to as Host Partner, Official Partners or Official Suppliers
Official Supplier	Company or organisation that provides goods, services and/or cash to be formally associated with the Event as Official Supplier of the Event. The companies or organisations that buy packages sold by the Host NA will be referred to as Host Partner, Official Partners or Official Suppliers
Official Training	Training that takes place at either the Competition pitch or training pitch in the seven (5) days prior to the start of and during Competition
Production Services Company	The company which has been appointed by FIH to produce the content of the Event, in case there is no Host Broadcaster
Required Standards	FIH minimum requirements that need to be met by the Host NA and as laid out in this Event Manual or in any referenced document
Rescheduled	The Event is moved from its scheduled dates to an alternative date but not Cancelled
Side Events	The programme of activities which the Host NA organises before and during the Event to promote the Event and/or provide additional value to participants and visitors
Sponsorship Rights	Sponsorship packages, such as (but not limited to) Global Partner, Global Leadership Partner and Global Supplier for FIH as well as Host Partner, Official Partner and Official Supplier for the Host NA in connection with the Event
Team	The athletes of each participating member NA including all relevant athlete support personnel
Venue	The entire facility used for the Event, including the Field of Play, stands, changing rooms, medical areas, Media and broadcast areas, any separate training pitches, parking facilities and any other areas to which spectators, participants, VIPs and any guests are admitted



1. ORGANISATION & PERSONNEL

CONTENT OVERVIEW

This section describes the roles and responsibilities of the Host National Association (Host NA), Local Organising Committee (LOC), FIH, Event Technical Officials, volunteers and public authorities. It also addresses how the FIH, Host NA and LOC collaborate, as well as LOC organisation and structure.

1.1 Collaboration between FIH & Host NA / LOC

The FIH Hockey Junior World Cup is held under the authority and ownership of FIH, with the Host National Association (Host NA) and the Local Organising Committee (LOC) responsible for delivering the Event and the Host NA retaining ultimate responsibility. FIH provides guidance and support to the Host NA and LOC on Event planning and delivery, with the initial information provided in this Event Manual.

Establishing an effective and collaborative partnership between FIH and the Host NA has a significant impact on the success of the Event. To that extent, both parties must establish efficient communication channels and liaise frequently and transparently during both planning and operations to ensure that all necessary arrangements for the Event are on schedule and that the Event is delivered as planned.

1.1.1 Planning

Project plan

To assist during the planning phase, FIH provides a Project Plan to be used by both parties to monitor the progress of pre-Event preparations. This list includes the responsible party for each task and any deadlines that apply.

Progress Report

Progress reports need to be presented by the Host NA to the FIH during the event planning meetings. These progress reports must include the status of each points from the project plan. During these meetings, any questions and outstanding points will be clarified and resolved.

FIH Workroom

In the periods between progress reports, FIH is fully available to the Host NA to address any queries and any requests for approval. Once the Host NA is selected, a “workroom” will be established on the FIH website to create a platform for exchanging information between the Host NA and FIH. The Host NA is encouraged to use this platform to reference useful documents and exchange information with FIH.

Site Visit

Following Host NA selection, a representative of FIH will visit the Host NA to verify progress of planning and preparations. At its own cost, the Host NA is responsible to arrange the flight as well as accommodation for the representative of FIH. Following the site visit(s), the representative of FIH will provide a status report to both the Host NA and the FIH Events Department, highlighting any outstanding tasks and recommendations.

Risk Register

A risk register must be established by the Host NA and agreed with FIH 12 months prior to the Competition to ensure issues and risks are documented and monitored and to be regularly updated by the Host NA. Relevant contingency plans are required to be provided by the Host NA / LOC, including consideration of a temporary Venue in the case of requirements to postpone or reschedule Matches.

1.1.2 Operations

Although the Host NA is responsible for delivering the Event, the Event remains under the authority and ownership of FIH.

From the time of arrival of the FIH Staff and Event Technical Officials until the day after Competition finishes, **daily meetings** are held between FIH and Host NA to monitor the status of final preparations, address any issues that arise during the Event and to ensure that post-Event departure plans are in place. Any issues that arise between these meetings are to be addressed immediately as needed.

A full list of additional meetings can be found in section 3.1.3.

1.1.3 Post-Event

Within one (1) month of the Event concluding, the Host NA sends a full report to FIH. For this purpose, FIH may provide either a recommended table of contents that must be taken into account by the Host NA or an online questionnaire through which the Host NA can provide extensive reporting.

1.2 FIH Role & Responsibilities

Dedicated FIH Staff will work closely together with the Host NA / Local Organizing Committee pre-, during and post-Event. A dedicated FIH Event Delivery Team will also attend the Event, usually involving FIH Staff from the Events, Sport, Marketing & Communication, Commercial, Technology and Broadcast departments.

Further to the above and in addition to any FIH Officials attending the Event, FIH will appoint an FIH Representative who undertakes a political and protocol role with the Local Organising Committee chairperson, committee members, national and local dignitaries and invited guests, standing in for the FIH President for the appropriate periods of the Event where the President is required, but unable to attend.

1.3 LOC Organisation

The role of the LOC is crucial for the overall success of the Event. It is therefore imperative to have a clear organisation structure with defined roles and responsibilities for each position.

The Host NA must, within three (3) months of being selected and at its own cost, establish a Local Organising Committee to carry out all preparations for delivery of the Event, and provide FIH with a contact list of the key appointments including name, email address and mobile phone number. FIH collaborates directly with the LOC with respect to planning and delivery of the FIH Hockey Junior World Cup, however the Host NA remains ultimately responsible for the delivery of the Event.

It is at the Host NA's discretion to establish the staffing needs of the LOC depending on existing resources and the level of skills necessary, and to provide a trained, competent and integrated staff, whether paid, volunteer or contractor. At a minimum, the LOC should include the key positions and roles shown in the table below. Note that the positions listed are not necessarily individual people, particularly during the Event preparations where one person may cover a number of different areas. However, at Event-time

the demands of the roles will potentially require a number of people to carry out these tasks and each one may need a team of appropriate size.

TERM / ACRONYM	EXPLANATION
Head of LOC	<ul style="list-style-type: none"> • Overall planning and delivery of the Event • Progress reports and post-Event report • Main contact person with FIH • LOC staffing • Liaison with public authorities
Sport Manager	<ul style="list-style-type: none"> • Competition and training before and during the Event • Training schedule • Team communications and liaison • Event Technical Officials communications and liaison • Ball patrol • Weather monitoring • Team video analysis • Pre-Competition meetings for Teams and Event Technical Officials • Sport information
Venue Operations Manager	<ul style="list-style-type: none"> • Integrated Venue services including accreditation, catering, cleaning and waste, seating, language services, logistics • Competition and training facilities and equipment • Signage • Utilities and maintenance • Accessibility
Technology Manager	<ul style="list-style-type: none"> • Technology services and facilities • Results, timing and scoring systems • IT networks and equipment • Radio networks and equipment • Video board and scoreboard
Local Medical Officer	<ul style="list-style-type: none"> • Medical services • Anti-Doping liaison
Media Manager	<ul style="list-style-type: none"> • Media services (written press, photographers and radio journalists) • Liaison with FIH Broadcast Manager

TERM / ACRONYM	EXPLANATION
Security and Safety Manager	<ul style="list-style-type: none"> • Health, safety and welfare of participants and spectators • Liaison with police and security services • Threat assessment • Security • Evacuation and mass casualty planning
Protocol and Hospitality Manager	<ul style="list-style-type: none"> • Ceremonies • Event hospitality and services • Official function
Corporate Manager	<ul style="list-style-type: none"> • LOC budget and finance • Risk, legal and insurance • Sustainability
Transport Manager	<ul style="list-style-type: none"> • Transport services • Travel services • Airport liaison
Accommodation Manager	<ul style="list-style-type: none"> • Accommodation services • Hotel liaison
Commercial Manager	<ul style="list-style-type: none"> • Revenue generation from sponsorship, ticketing, hospitality and catering • Delivery of rights and services for all Commercial Partners
Marketing Manager	<ul style="list-style-type: none"> • Marketing activities • Ticketing • Brand + look & feel • Promotion • Production of all print and promotional materials, Event programme etc. • Uniforms
Spectator Experience Manager	<ul style="list-style-type: none"> • Spectator services • Sport presentation

Ball Patrol

The Host NA must also provide eight (8) ball girls/boys (“ball patrol”) for each Match. These ball patrol members shall be trained by the Host NA in order to ensure a smooth running of the Matches starting three (3) months prior to the Competition.

Liaison Officers

Further to the above, the following liaison officers which often come from the pool of volunteers recruited for the Event must be provided (refer to section 1.5):

- One (1) liaison officer for each Team (preferably a person fluent in the team's native language)
- One (1) liaison officer for the Technical Delegate (TD) and the Technical Officials (TOs)
- One (1) liaison officer for the Umpires Managers (UMs) and Umpires.

1.4 Event Officials

1.4.1 Appointments

The number of each type of Event Official will be confirmed after the 2025 FIH Hockey Junior World Cups after evaluation of the match schedule. Therefore the numbers below are not the final numbers.

EVENT OFFICIALS	NUMBER
Technical Delegate	1 (and 1 assistant)
FIH Medical Officer	1
Technical Officials	10
Umpires Managers	4
Umpires	18

The Event Technical Officials are appointed by FIH as early as possible, but no later than six (6) months before the start of the Event. Once the Event Technical Officials are confirmed, FIH provides contact details to the Host NA.

The Host NA must then be in contact with each Event Technical Official to coordinate any visa, travel and logistics arrangements.

Subject to the final Match Schedule and the number of Matches being played per day, the number of Event Technical Officials may need to be amended at the discretion of FIH.

1.4.2 Per Diem

The Host NA must provide a per diem (daily allowance) to each Event Technical Official.

The amount of the per diem is 60,- Euro with FIH reserving the possibility of increasing the amount if deemed necessary due to changes in the general economic climate between the assignment of the Event and the actual start of the Event or a high local price index. Any increase in the per diem will be confirmed by FIH at the latest twelve (12) months before the Competition.

The per diem must be provided for each Event Official from their day of arrival until and including the last day of Competition. A per diem is not required for the day of departure if it is after the last day of Competition. The full per diem amount must be paid to each Event Official on their day of arrival. Alternatively, the Host may choose to transfer the per diem to each Event Official's bank account no later than two (2) weeks before the first day of Competition.

1.5 Volunteers

Volunteers are important to the success of the Event and have a huge impact on the creation of positive experiences and memories for all Participants and spectators. In most events, volunteers represent a significant group to be recruited and deployed. It is important from the outset that the volunteers are educated on their respective roles during the event period.

The Host NA should seek to define the overall strategy for a volunteering programme, engaging with the national and local volunteering section (including local hockey clubs) to construct a programme which will attract, train and effectively deploy a large number of people.

The following table highlights those sections in the Event Manual that include specific tasks which could be carried out by volunteers:

SECTION	TITLE	TASK / ROLE	NO. OF VOLUNTEERS
1.3	LOC Organisation	Ball patrol	Eight (8) per Match
1.3	LOC Organisation	Team Liaison Officers	One (1) per Team
1.3	LOC Organisation	Liaison Officer (TD/TOs)	One (1)
1.3	LOC Organisation	Liaison Officer (UMs/Umpires)	One (1)
3.1.6	Tournament Management System (TMS)	Data capture	Four (4) per Match (TBC)

Please note that any of the above roles (except ball patrol) can also be carried out by dedicated LOC staff. Furthermore, this table is highlighting specific roles only and is not representing the full need of volunteers for a large-scale event such as the FIH Hockey Junior World Cup.

1.6 Public Authorities

Effective engagement and involvement of public authorities will greatly contribute to the success of the Event. Once selected as Host NA, it is important to build on the momentum developed with public authorities during the bid to agree the scope of their involvement and to confirm the process of collaboration during planning and Event delivery. The Host NA shall advise FIH within 12 months of the announcement of its successful bid of the agreed scope of public authorities' involvement. This will include the following: Building permits, work permits, licensing permits, customs duties and taxes, security, emergency services, radio frequencies, public transport, immigration, public health, food safety, meteorology, tourism and financial guarantee. This list does not purport to be exhaustive and it is the Host NA's responsibility to obtain all necessary agreements, licences, permits, approvals etc.

It is the responsibility of the Host NA to work with the public authorities to ensure that the Venue meets and complies with any and all applicable laws, rules and regulations. All health and safety precautions, statutory, legal and/or regulatory requirements must be satisfied. All relevant and necessary approvals, grants, consents, clearances and licences must be obtained from the necessary authorities (including all relevant health and safety certificates and liquor licences) to enable the Event to take place. The Host NA

must provide all relevant documentation of compliance (in English) to FIH on request but no later than six (6) months before the start of the Competition.



2. FINANCE & CORPORATE MANAGEMENT

CONTENT OVERVIEW

This section explains the Event's financial, legal and insurance needs.

2.1 Finance

2.1.1 Budget

The Host NA must prepare and submit an Event budget no later than twelve (12) months after Host NA selection and must provide FIH with regular progress reports of expenditure against budget every six (6) months after this leading up to the Event, aligned with the quarterly progress reports. A final budget, including audited statements, must be submitted one (1) month after the end of the Event as part of the post-Event report.

It should be noted that all costs associated with planning and delivering the Event are the responsibility of the Host NA, unless otherwise stated in the Hosting Agreement or in this Event Manual.

2.1.2 Event Operations

Event-time finance services are typically minimal and do not require significant facilities. It is recommended that a safe be provided for security of cash and any valuables (such as medals). The Host NA should consider a central cash collection policy for ticketing, catering and/or merchandising and other trade units depending on the levels of cash expected to be handled during each day.

Ideally, ATMs (cash machines) should be provided within or close to the Venue.

2.2 Legal

The Host NA must note all legal requirements listed in the Hosting Agreement and in this Event Manual and provide or comply with these accordingly.

It is the responsibility of the Host NA to ensure that the Event is organised and delivered in compliance with local legislation.

Agreements must be made with the tax authorities to minimise tax impact on Event participants.

2.3 Insurance

2.3.1 Event Insurance

The Host NA must take out and maintain in force for the Event and at all relevant times the following types of insurance coverage, in each case from an internationally reputable insurer:

- Comprehensive third party liability insurance cover of an amount not less than three million five-hundred thousand Swiss Francs (CHF 3,500,000);
- Specific cancellation / curtailment / rescheduling / abandonment insurance cover which is sufficient to cover the Host NA in the event that the Event is Cancelled, Curtailed, Abandoned or Rescheduled or that FIH or the Host NA incurs additional expenses in order to avoid such cancellation, curtailment, abandonment or rescheduling;

The Host NA must ensure that FIH is a named insured on the host insurance policies. The Host NA must provide copies of the policies to FIH. The costs of such insurance for the Event must be met by the Host NA.

In the event that the Host NA has not taken out policies in respect of the host insurance (or any part thereof) and has not provided FIH with copies by twelve (12) months before the start of the Competition, FIH reserves the right to take out such policies as are necessary to cover the host insurance for the Event and shall be reimbursed by the Host NA for any costs incurred within fifteen (15) days of a written demand for such reimbursement. In the alternative (and at the option of FIH), FIH is entitled to deduct any such costs from any amount which it may owe the Host NA (whether at the time such costs are incurred or afterwards).

The Host NA must put in place a system of recording and reporting incidents including but not limited to damage to property, bodily injury, breach of legislation and reputational damage caused by or to any participant, supplier or spectator of the Event and shall indemnify FIH against any financial claim as a result of failure to implement or comply with such system of recording and reporting.

2.3.2 Teams Insurance

Participating NAs are required to appropriately insure their Teams against any loss and personal injury that may occur whilst at the Event. FIH will require the participating NAs to provide relevant documentation that such insurance (incl. repatriation) is in place no later than two (2) months prior to the start of the Competition.

2.3.3 Insurance for FIH & Event Officials

FIH & Event Technical Officials are covered by the FIH Travel Business Policy in cases where they need assistance during the Event with hospitalisation or repatriation.



3. SPORT

CONTENT OVERVIEW

This section provides information about the sport elements of the Event, training and liaison with participating Teams.

3.1 Competition

3.1.1 Team Entries

The entry process occurs as follows:

- Participating Teams are sent the official invitation to participate once their qualification is confirmed;
- Teams accept the invitation to participate by replying as indicated in the communication;
- FIH informs the Host NA of the official point of contact of each participating Team as the details become available;
- Following FIH's confirmation of eligibility of athletes, three (3) months before the start of Competition FIH sends to all participating Teams requirements together with the tournament regulations and other relevant tournament documentation;
- Teams complete their final team list no later than two (2) weeks prior to the start of Competition.

3.1.2 Match Schedule

FIH is solely responsible for the formulation of the Match Schedule but liaises with the Host NA about the sequence of Match and rest days, the Match times for each day's / session's play and the sequence of Matches within each day and session. The Match Schedule will not only reflect TV broadcast requirements but will also consider local circumstances such as climatic conditions and help to maximise spectator attendance.

FIH will announce the Match Schedule once the participating Teams are confirmed and relevant stakeholders (e.g. Broadcasters) have been consulted.

FIH reserves the right to change the Match Schedule as necessary for purposes of broadcast, weather or any other grounds that may affect the integrity of the Competition.

3.1.3 Pre- & During-Competition Meetings

The Host NA is responsible for arranging meeting rooms and any necessary equipment (if required) as well as transport for participants as necessary for the Competition meetings listed below.

The meeting schedule will be developed by FIH in consultation with the Host NA and confirmed no later than three (3) months prior to the Event. It will be forwarded to participating Teams by FIH along with the other tournament documentation. The following represents the scheme how the schedule is usually drafted with the final schedule subject to confirmation by FIH:

MEETING	LEAD / ATTENDEES	WHEN (APPROX.)
Venue Inspection	FIH Event Director LOC Lead, FIH Staff	3 days prior to the Competition
Pitch Inspection	FIH Sport Operations Manager Technical Delegate	2 days prior to the Competition

MEETING	LEAD / ATTENDEES	WHEN (APPROX.)
Officials Venue Familiarisation	FIH Events Director /Sport Manager LOC Lead, LOC Sport, Technical Officials, Umpires Managers, Umpires	2 days prior to the Competition
Uniform, Passport & Equipment Check	Technical Delegate Team Managers, Technical Officials, FIH Sport Operations Manager	2 days prior to the Competition
Umpires Briefing	Umpires Manager Technical Delegate, Umpires	2 days prior to the Competition
Coaches & Umpires Managers Meeting	Umpires Manager Team Coaches, Technical Delegate	2 days prior to the Competition
Officials Briefing (incl. TMS Briefing)	Technical Delegate Technical Officials, Umpires Managers	2 day prior to the Competition
Event Briefing	FIH Events Director LOC Lead, Team Managers, Technical Delegate, FIH Staff, FIH Representative (if available) and other Host NA representatives(s)	1 day prior to the Competition
Medical Briefing	FIH Medical Officer Technical Delegate, Local Medical Officer, Team Doctors, Team Physiotherapists, FIH Sport Operations Manager	1 day prior to the Competition
Broadcast Rehearsal	FIH Events Director FIH Sport Operations Manager, FIH TV Coordinator, Host Broadcaster, LOC Lead, LOC Sport, Technical Delegate, Technical Officials, Umpires Managers	1 day prior to the Competition
Shoot-out Briefing	FIH Sport Manager Technical Delegate, Technical Officials, Umpires Managers, Umpires, Host Broadcaster	During the Event
Ceremony Rehearsal	FIH Events Director FIH Sport Operations Manager, FIH TV Coordinator, Host Broadcaster, LOC Lead, LOC Sport	During the Event

3.1.4 Pre-Match Protocol

No later than three (3) months prior to the Event, FIH will advise the Host NA of the pre-Match protocol.

The anthems to be used are provided by FIH. Anthems other than those provided by FIH may only be used with prior FIH agreement and approval.

As a general rule, FIH endorses announcements for milestones that are a multiple of 100 caps, but not for birthdays or other milestones. Any other requests for pre-Match presentations or demonstrations are considered on their individual merit on a case by case basis.

Based on the protocol, the announcers must make, inter alia, the following announcements in English and the Host NA language(s) during the pre-Match proceedings:

- Country names of the competing Teams;
- Names of the athletes and coaches;
- Names of the umpires;
- Milestone announcements, if any;
- Appropriate instructions to spectators, e.g. “please stand for the national anthems”.

3.1.5 Post-Match Protocol

At the conclusion of each Match, the following will occur:

- The final score is announced;
- Team Managers and Match Officials sign the Match report;
- If a doping test is to be conducted: Doping Control Officers and / or chaperones notify any athlete identified for anti-doping testing and remain with the athlete until their arrival at the doping control station;
- Teams exit the Field of Play through the mixed zone for any Media interviews;
- Head Coaches and Team Captains may be required to go to the press conference room / I-zone for questions from Media and Broadcasters. Other individuals (athletes or Team staff) may be requested to attend if there is sufficient Media interest.

Note that on the final day, the post-Match protocol will be significantly different due to the closing ceremony and medal presentation (see section 6.1.3).

3.1.6 Tournament Management System (TMS)

FIH’s Tournament Management System (TMS) will be used for the Competition to provide the necessary information and statistics for all relevant stakeholders.

TMS will require some data input during the Competition – most of which will be taken care of by the Technical Officials on duty during the respective Match.

3.1.7 Team Video Analysis

The filming of footage during the Matches is permitted under the prerequisite that it is used (in whole or in part) for non-commercialised purposes only, in any and all Media by way of example internal training videos or disciplinary purposes, and provided that footage is not made available on any platform to the general public. The Teams shall sign a form in this regard.

As an ideal position FIH will work with Broadcasters, where possible, to provide a feed to a central point, agreed with the Host NA and FIH which can be used by the Team analysts for Team video analysis.

If this is not able to be provided through the Broadcaster then the Host NA is responsible for providing a Team video platform and associated technology requirements as laid out below.

A Team video platform must be provided by the Host NA prior to the start of the Competition, with adequate space for a minimum of one (1) video operator for each participating Team (i.e. total 24 persons for the FIH Hockey Junior World Cup). Access to the video platform and the video platform supplementary access device will only be granted for persons with Team accreditation (a transferable pass of which each Team receives one (1) pass, that is, they can have different personnel on the video platform at different times but never more than one (1) person at any one time).

The video platform must have a minimum width of twelve (12) metres for the FIH Hockey Junior World Cup and a minimum depth of two (2) meters. It must be positioned at a height sufficient to minimise the risk of impact of balls which have gone over the crossbar. The platform must be covered on the sides, the rear and the roof and provide adequate protection against the elements. It must provide access to power (minimum of two (2) power points per participating Team) and a minimum of one (1) chair and 0.5 m x 0.5 m table space per participating Team. A protective barrier across the front of the tower is recommended to prevent items falling from the tower.

The positioning for the tower is crucial to allow Teams to obtain the best possible footage. The Team video tower is to be located as central as possible behind the goals and next to (but a separate structure) to the broadcast platforms. The tower must not be positioned in a way that it obstructs the arc of the broadcast camera(s). All end of field broadcast camera positions take priority over the Team video tower.

The height of the tower is required to be adequate in order to prevent the Teams having to video through any protective fencing. This may be unavoidable when the play is at the same end of the field as the tower.

3.2 Training

3.2.1 Training Schedule

Following confirmation of Team participation by FIH, participating Teams are sent a training schedule request form by FIH as part Team registration documents which needs to be submitted via formstack. The deadline for submitting the forms are included in the Team News Letter.

The Host NA prepares together with the FIH the training schedule and sends the proposed, consolidated training schedule to FIH for approval, prior to communication to Teams. The final schedule is sent to Teams no later than 6 (six) weeks prior to the Competition.

3.2.2 Pitch Availability

The Host NA must ensure that the Competition and training pitch(es) are available to all Teams for Official Training in the three (3) days prior to the start (“Official Training”) and during the Competition.

If Matches are to be played under artificial lighting, at least one (1) training session of at least one (1) hour duration under artificial lighting must be arranged for each Team in the 3 days prior to the Competition.

3.2.3 Open & Closed Training Sessions

Generally, all training sessions are open, but FIH reserves the right to grant closed sessions on request (such requests must be received with at least 24 hours’ notice). If a closed training session is granted, the Host NA is responsible for enforcing access control and security accordingly.

Filming of sessions (other than of one’s own Team) is not permitted unless agreed by FIH.

3.3 Liaison with Teams

The following essential Event information must be provided by the Host NA to the official point of contact of each qualified Team as confirmed by FIH.

It is recommended that information is communicated as and when it becomes available, for example, in the form of a series of e-mails or newsletters over time, and that the Host NA establishes regular, ongoing communications with each participating Team as soon as the participating Team has been confirmed by FIH.

INFORMATION	DESCRIPTION
Team Newsletter(s)	Briefing material includes Match Schedule (if available), Venue, surface, type of ball, accommodation and catering, local transport, medical, weather conditions, insurance requirements
Team Logistics	Forms to collect logistics information from each Team including accommodation request, travel details, visa requirements, accreditation list for athletes and Team personnel, goal jingle, use of radios and associated frequencies, ice request
Team Training Schedule Request	Form for Teams to request their preferred timing dates and times

The suggested content for the Team newsletter(s) as well as templates for forms to collect the required details can be found in the FIH workroom. FIH will prepare the Team Newsletter in cooperation with the Host organiser.

It is the responsibility of participating Teams to submit the Team entries through TMS two (2) weeks before the start of Competition (as mentioned in 3.1.1).



4. VENUES & FACILITIES

CONTENT OVERVIEW

This section explains the technical and operational requirements needed at both Competition and training venues. Detailed guidelines with up-to-date information can be found on the FIH website.

All the technical specifications outlined in this manual, and relevant specifications on the FIH website, must be met by the Host NA. No later than twelve (12) months prior to the start of Competition, the Host NA must have satisfied FIH at a site inspection and through relevant and appropriate supporting documentation that full compliance with FIH's technical requirements can be met. An overview of the requirements can also be found in the 'Venue Specifications – FIH Hockey Junior World Cup' document (see section iii).

4.1 Venue Layout

In addition to the technical requirements that must be met for the Competition, services, both at the Venue and more broadly across the Event, form an integral part of the overall experience of the participants (also refer to section 5). The suitability of each facility for its purpose, as well as the integrated design of the Venue considering relative locations of each space, that is, which should be adjacent and which should be separated, affects the experience of the athletes, Media, spectators, VIPs and others.

All relevant services and facilities described in this section must be in accordance with the 'Venue Specifications – FIH Hockey Junior World Cup' document (see section iii).

The Venue must include one (2) Competition pitches and one (1) training pitch (which may also be used as a second Competition pitch) within the same facility and within close walking distance of each other (not more than 200m).

When designing the layout of the Venue, it is recommended that the Host NA consider the following operational needs:

- The operation of the Venue inside the facility should be integrated with the plan for operation of the Venue outside the fence-line. The space outside the fence-line, as well as continuing its normal operations for local businesses and residents, is used for ingress and egress of vehicles and pedestrians. Subsequently, the plan needs to include entry and exit points, security screening areas (if necessary, according to the security plan), queuing areas, vehicle load zones etc. Depending on the distance from public transport stops to the Venue entry point for spectators, various amenities may be provided along the route such as Event signage, catering outlets and public toilets. Event staff members typically also need to provide directions and other information to spectators. Traffic management measures may be needed to manage demand for parking close to the Venue, while still enabling access for local businesses and residents. Some Event-specific parking may also be located outside the Venue fence-line;
- Walking distances to and from vehicle drop-off points need to be considered; shuttles may be needed for people with limited mobility;
- The Front-of-House area of the Venue, that is, the area accessible by spectators and all other clients, needs to provide a variety of amenities and services including information kiosk, public toilets, merchandising and catering outlets, signage, first aid, shade and shelter. It also needs enough space for the safe movement of crowds entering or exiting the Venue seating bowl. Holding areas may be needed to stage the spectators arriving for the next session, while the previous session crowds are exiting. Queuing areas need to be planned in a way to enable safe circulation;
- Flows for emergency services vehicles need to be planned to ensure their entry and exit are not impeded;

- The areas of the Venue that are not accessible by spectators – the Back-of-House – need to be planned in a way that enables access to them to be managed. This includes compounds for catering, cleaning and waste, offices, parking spaces, VIP areas, Team areas, Media areas etc.;
- Consideration should be given to introduce – if space within the Venue and flow management allow to do so without difficulty – an area where family, friends and fans can meet athletes after Matches;
- Client flows need to be considered starting with which spaces within the Venue each client (athletes, Media, spectators etc.) may need or wish to access, and the desired flow from one space to another. For example, the spaces the Teams use from transport drop-off, to Venue entry point, to changing rooms, to Field of Play and so on, should be logically linked, avoiding cross-over with other clients where at all possible. Similarly, the flow after a Match from Field of Play to mixed zone, to the doping control station and/or press conference room and/or changing rooms, should be logically linked;
- Other spaces should be logically separated. For example, spaces for athletes need to be separated from the spaces for Media and broadcast. Other such separations need to be considered as part of the Venue design.

It is recommended that all Venue facilities be accessible to people with limited mobility, including people in wheelchairs, people with baby strollers etc.

The Host NA must ensure that the Venue and all related infrastructure is fully functional and operational, and that it is used exclusively for the FIH Hockey Junior World Cup during the entire Access Period. The Host NA is responsible for all Venue hire and operational costs.

In case the Host proposes a multi-venue event then all implications must be met by the host (teams, Technical Officials transportation etc etc).

4.2 Technical Requirements

4.2.1 Hockey Fields

Competition and training fields shall be provided as described in the 'Field Specifications – FIH Hockey Junior World Cup' document (available on the FIH website).

4.2.2 Hockey Balls

FIH Approved Global category balls shall be used. They shall be white in colour. The Host NA must seek FIH approval of the ball supplier and model no later than six (6) months prior to the start of the Competition. They will be re-confirmed to Teams in the Team newsletter as per section 3.3.

For each Match, a total of 17 hockey balls are required (one (1) ball to start the match and two additional for each ball patrol member). The availability of practice and pre-Match warm-up balls is the responsibility of the participating Teams.

4.2.3 Scoreboard & Match Clock

The Host NA must provide a scoreboard including a Match time clock with integrated hooter (for countdown purposes) for the Competition pitch which must be operational from five (5) days

prior to the start of Competition and which is operable from the technical table (refer to the 'Venue Specifications' document as well as to further requirements in appendix A).

Should the Host NA or the Venue operator wish to purchase a new scoreboard for the Event, the Host NA shall contact FIH prior to acquisition in order for FIH to advise on any new development in this area or on potential links to its Tournament Management System.

FIH encourages the use of a combined scoreboard/video board solution. If preferable to the Host NA, the scoreboard display requirements can be combined with the video board which is required as per section 7.2.

4.2.4 Technical Officials' Booth

The Host NA provides the technical officials' booth as outlined in the '*Field Specifications*' document (refer to section iii). The basic structure (incl. table and electrical outlets) must be in place by five (5) days prior to the start of the Competition. All other equipment and documents necessary for the technical officials' booth as referred to in the '*Venue Specifications*' document must be provided by two (2) days before the start of Competition.

4.2.5 Additional Facilities

4.2.5.1 Alternative Training Facilities

Participating Teams may wish to train outside the Venue.

The Host NA should provide a list of other available Venues to participating NAs and should coordinate any booking of such facilities and the corresponding transport arrangements for training purposes (at the cost of the participating Team).

Such facilities should ideally be available by two (2) weeks prior to the start of Competition.

4.2.5.2 Changing Rooms

The Host NA must provide changing rooms for Teams and Event Technical Officials.

For Teams, a minimum of six (6) lockable **changing rooms** are required, four (4) for each pitch to be used for Competition and two (2) for a pitch used for training only. All changing rooms must be located close to the relevant pitch. Each changing room must have a minimum dry area of 36 m². Each changing room must have facilities including benches or chairs, showers (hot and cold water), toilets, a treatment table, electrical outlets, ice bath facilities and access to ice.

Changing rooms must be cleaned thoroughly after each team's use and exit. Bottled water and ice must also be supplied and re-stocked as needed (see section 5.1.3).

For Event Technical Officials, two (2) separate lockable changing rooms are required (one [1] for men and one [1] for women), with benches or chairs, showers (hot and cold water), toilets and electrical outlets and the capacity to accommodate up to six (6) persons each.

In the event that the shortest walking route from the Team benches to the changing rooms is further than 25 metres, two (2) portable toilets must be provided within 25 metres of Team benches.

All changing room facilities and services should be in place by five (5) days prior to the start of Competition.

4.2.5.3 Team Equipment Storage

The Host NA must provide communal lockable **storage space** of minimum 75m² at the Competition pitch, accessible by all Teams for storage of Team equipment, goal-keeper kit, water containers etc. This space must be available five (5) days prior to the start of Competition.

4.2.5.4 Sport Information Desk

A sport information desk (or as a minimum a respective pin board) located Back-of-House should be provided with the following information available to Team Managers and Event Technical Officials:

- Daily schedule;
- Event schedule;
- Results;
- Statistics;
- Local transport schedules e.g. for shuttle buses;
- Daily weather conditions and forecasts;
- Forms for additional training requests;
- General Event-related information;
- Possibility to order ice for ice baths;
- Possibility to book meeting room(s) at the hotel.

In line with the plans for Event sustainability, the Host NA should aim to minimise paper waste by providing information electronically wherever possible and printing only as needed. The sport information desk should be in place by five (5) days prior to the start of the Competition – it can be located near the LOC office.

4.2.5.5 Offices, Rooms & Lounges

The following offices, rooms and lounges including the necessary equipment must be provided – please refer to the 'Venue Specifications – FIH Hockey Junior World Cup' for the complete set of requirements.

Offices

Fully equipped offices (incl. the equipment listed in section 5.1.4) are required to be available five (5) days prior to the start of Competition as follows:

- One (1) for the FIH President (if in attendance);
- One (1) for the Technical Delegate and Assistant Technical Delegate, preferably with a clear view on the Field of Play;

- One (1) to be shared by the Umpires Managers (two [4] persons) and capable of accommodating further four [4] persons for meetings, preferably with a clear view on the Field of Play;
- One (1) for FIH Staff providing workspace for at least six (6) persons.

All offices must be lockable and located at the Venue. They must have a sufficient number of desks, chairs, power outlet points and LAN cables for the number of persons indicated above. Each office should contain at least one lockable cabinet for personal property and official documents. Each office must have office stationery available and refreshments and snacks provided throughout each Competition day.

Rooms

Further to the above, the following rooms must be provided:

- A meeting room for multiple use including hearings must be provided from the start of Competition.

Lounges

Lounges do not only facilitate certain operations of the Event, but add considerable value allowing for the respective clients to prepare, focus, rest, relax, work, coordinate and network before, during and/or after Matches. Therefore, the respective lounges need to be designed accordingly and consideration should be given to the needs of each client group when establishing furniture, catering and other options available.

The following must be available from the start of Competition:

- Event Hospitality Lounge (refer to section 6.2.2)
- Media Lounge (refer to section 10.8)
- Event Officials' Lounge (refer to Venue Specifications)

4.3 Venue Operations

4.3.1 Accreditation

The Host NA must ensure that access to the Venue and to areas within the Venue are restricted and controlled to allow efficient circulation and to ensure that any restricted areas are only accessed by suitably accredited personnel.

The Host NA must ensure that all those requiring access to the Venue to carry out their functions are provided access during the Access Period, including FIH, its representatives and FIH Commercial Partners.

The Host Organiser is also obliged to produce accreditation passes for teams & all relevant stakeholders. The accreditation platform will be delivered and managed by the FIH.

The Host NA must develop an accreditation plan which explains how it proposes to manage access throughout the Event. This plan must include the creation of the designated zones of the Venue,

access points, categories of accreditation (including the specification of access zones for different categories), accreditation matrix.

The design of accreditation devices (which must include a photograph and the name of the individual), will be provided by FIH to the host.

The design of any additional access control devices such as photographers' bibs, printing and distribution of all accreditation passes and devices, accreditation office, access control and staffing to monitor accreditation zones within and around the Venue is the responsibility of the host.

The accreditation plan must be submitted to FIH at least six (6) months prior to the Event for approval.

Zones and Access Points

The plan of the Venue should be used to determine the different zones and identify access points. To facilitate access control implementation, the number of zones should be kept to the minimum needed.

The following areas must be controlled zones accessible only with the corresponding accreditation device and/or code:

- Field of Play (Competition pitch, training pitch and warm-up / cool-down area and adjacent areas, including Team benches and the technical officials' booth);
- Team areas (changing rooms, first aid room, doping control station, sport information desk, Team equipment storage, Teams' seating);
- Event office areas (offices, meeting rooms, accreditation office, Back-of-House compounds, Event Technical Officials' lounge, Event Technical Officials' seating);
- VIP areas (seating, Event hospitality lounge) – should be separable as per item 6.1.4;
- Media areas (Media centre, press conference room / I-zone, mixed zone, press tribunes);
- Broadcast compound.

Accreditation Matrix

The following categories of participants should be allocated access to the zones corresponding to their needs and responsibilities:

- Participating Teams;
- Local Organising Committee;
- Volunteers;
- Event Officials;
- FIH Staff;
- Media;
- Broadcast;
- Commercial Partners;

- VIPs (including FIH Officials and guests);
- Suppliers (including contractors and service providers).

The Host NA must develop an accreditation matrix showing which zones are accessible by which categories of participants, for FIH approval. The matrix should also show the number of people in each category.

FIH advises the Host NA how many accreditations it requires for Event Technical Officials, FIH Officials, FIH Staff, FIH Commercial Partners and guests. These must be provided free of charge.

The Host NA must provide a maximum of 30 accreditations per participating Team. This includes a maximum of 18 athletes and a maximum of 10 accompanying staff for each Team. Team staff accreditations include coaches, assistant coaches, physical trainers or strength and conditioning coaches, Team managers, doctors, physiotherapists, psychologists, video analysts and one (1) Head of Delegation who has access to VIP seating and hospitality. Two (2) additional accreditations for athletes must be provided in case the Tournament Regulations foresee the Teams being able to replace injured players during the Competition. Such accreditations shall only be provided following FIH approving any official request for replacement from the Teams.

For Team staff in categories not listed above, such as interpreters or security personnel, the allocation of an accreditation requires FIH approval.

Team staff accreditations must not be issued to personnel who do not have a staff role directly with the Team, for example, NA representatives (other than one [1] Head of Delegation), press officers, relatives or friends.

In case a platform will be installed as part of the Team video analysis solution (see section 3.1.7), each Team will furthermore receive two (2) supplementary access devices which permit access to such platform. These devices are transferable and only valid in combination with Team accreditation, so that each Team may have different personnel on the video platform at different times, but never more than two (2) persons at any one time.

Below is an example of an accreditation matrix which can be used as a guideline:

	ZONES					
	FOP	Team Areas	Event Office Areas	VIP Areas	Media Areas	Broadcast Compound
Participating Teams	✓	✓	Team Managers only	Head of Delegation only	X	X
Local Organising Committee	as required					
Volunteers	as required according to role					
Event Officials	✓	✓	✓	some	X	X
FIH Staff	all access					
Media	according to need	X	X	X	✓	X
Broadcast		X	X	X	✓	✓
Commercial Partners	as required according to role					

VIPs / FIH Officials	as required according to role
Suppliers	as required according to role

Accreditation Devices

Access to each zone can be defined on a colour-and number-coded accreditation pass, such as the example shown below (front and back of an accreditation card).



In this example, access is managed by a combination system (colour coding plus numbers), with the accreditation holder identified as a member of a group by colour (here: blue for Event Officials) and access to the zones defined by the numbers at the bottom of the accreditation card.

Supplementary devices such as wristbands, add-on passes, and bibs can be used to provide additional access to specific areas. Typical examples are:

- Bibs for photographers and Broadcasters for access to the Field of Play photographer and camera positions (behind LED boards / advertising hoardings) respectively;
- Add-on passes for access to the video platform (if applicable);
- Add-on passes for access to the doping control station;
- Add-on passes for temporary access to certain zones;
- Wristbands for access to the Event hospitality lounge.

Accreditation Office

An accreditation office must be located at the Venue, outside the perimeter and Venue entry points. The office must have the functionality and equipment to produce and distribute accreditation passes and lanyards, as well as the space to address any accreditation issues, starting from five (5) days prior to Competition.

4.3.2 Seating

Seating is required at the Competition pitch for spectators, Media, Teams, Event Technical Officials and VIPs. Seating may be permanent and/or temporary.

Capacities and/or locations are shown in the table below:

TRIBUNE	COMPETITION PITCH	TRAINING PITCH
Spectators	2,500 minimum (not including seating for Media, Teams, Event Technical Officials and VIPs) of which 20% of the stadium should be covered	250 minimum
Media	Preferably at centre-line. All Media seats should be covered. (see also section 10.4)	Preferably at centre-line
Teams	Should be situated outside the natural broadcast sightlines	None
Team Staff	3 seats per playing team on the same side as the team benches (ideally on top of the stands)	None
Event Officials	Preferably part of VIP seating but in any case separate from Media and Teams	None
VIPs / FIH Officials	Preferably at centre-line. All seats to be covered.	None
Accessible	Minimum 2% of total seating capacity	None

All seating must be of appropriate gradient with full viewing capacity of the entire Field of Play (with a minimum sightline value of C60 to the side-or back-line respectively), and as close as possible to the Field of Play (for example, no athletic track between the spectators and the pitch).

A minimum of two (2) % of the total seating (or more depending on regulations within the Host NA) should be accessible seating for wheelchair users, carers or companions and people with limited mobility.

Media tribunes must give an unobstructed view of the Field of Play with easy access to the Media Centre. Moreover, the Media tribune has to be equipped as mentioned in section 10.4.

4.3.3 Safety & Security

Safety

The consideration of health and safety and the protection of all stakeholders within the Venue is vital at all times during the Event. The Host NA must take all necessary steps, including implementing appropriate operational policies and procedures, safety measures and risk management to ensure that all those entering the Venue for any purpose for the Event are safe and do not suffer injuries or losses as a result of the staging of the Event.

The Host NA must ensure that a safety plan is developed, evacuation plan measures have been put in place and that a mass casualty plan has been developed with the local authority emergency services. This should be made available to FIH nine (9) months in advance of the Competition. A Safety Officer should be appointed from the time of the Access Period until the end of the Event and at all times when the Venue is operational. The name of the Safety Officer should be advised to FIH three (3) months in advance of the Competition. Health and safety inspections should be carried out at the beginning of every day and the report made available to FIH.

A full assessment of operational risk should be made available to FIH six (6) months in advance of the Event.

Security

The Host NA must ensure the security of all persons attending the Venue throughout the Access Period.

The Host NA must organise a security threat assessment to be conducted prior to the Event by a reputable and independent body at a time determined by FIH. On the basis of this assessment, a security plan must be developed and sent to FIH. An outline security plan must be presented no later than twelve (12) months prior to the Competition, to be followed by a detailed plan once all participating Teams are known, but no later than three (3) months prior to the Competition.

It is recommended that this security plan address all facilities involved in the Event (hotels, airport, Competition Venue etc.) and consider the Venue perimeter, screening of vehicles, people and equipment, policies regarding prohibited items and Venue evacuation plan. The security plan should also include detail about the security resources that will be used at the Event, including those from public authorities and the private sector.

FIH may also organise a security threat assessment to be conducted and, based on recommendations from the security threat assessment and if in the opinion of FIH sufficient security measures have not been put in place, FIH will instruct the Host NA to increase the security provision in line with the recommendations, at the cost of the Host NA.

FIH may also appoint security advisers to support and oversee security facilities and services on site. In this case, the Host NA must provide these advisers as nominated by FIH with accreditation and access to all host security facilities and personnel.

The Host NA must ensure the security of all equipment or property under its control and belonging to FIH, Teams, Event Technical Officials or FIH Commercial Partners.

Facilities at the Venue for security are dependent on the agreed security plan. Considerations include an incident room, a control room, screening areas for vehicles and/or pedestrians, a material transfer area etc.

4.3.4 Signage

Signage at the Venue includes directional signage, informational signage (such as prices at catering outlets) and recognition signage (such as sponsor recognition).

Clear directional signage must be provided around and within the Venue by the Host NA to ensure that all audiences are able to locate easily the services and facilities they seek. It is recommended

that the directional signage content and placement be considered from the perspective of each client and where they could possibly need or wish to go within the Venue, to ensure that the appropriate directions are given for them.

All signage must be provided in English as well as the native language/s of the Host NA. Signage design and any branding on signage must be approved by FIH by three (3) months prior to Competition.

Where appropriate and advised by FIH, the sponsor strip containing the logos of the Commercial Partners must be included on Event signage.

4.3.5 Ticket Box Office

A box office is needed and has to be provided by the Host NA for ticket sales at the Venue (e.g. for next day/session), for ticket distribution of pre-ordered tickets and for resolution of any ticketing issues.

4.3.6 Staff & Volunteers

The staff and volunteers need facilities for check-in and a break area for meals or rest as required. Storage facilities should be provided for staff and volunteers to store personal items while on duty.

4.3.7 Site Management

It is recommended that a lockable compound be established in the Back-of-House area of the Venue for site management office, equipment and storage of materials. This could include tools to make repairs, temporary surfacing, fencing etc. It would serve as the office for the Venue Operations Manager and any specialist contractors for utilities and maintenance. This compound could be shared with cleaning and waste. Site Management also needs positions for generators at the appropriate locations throughout the Venue.



5. EVENT SERVICES

CONTENT OVERVIEW

This section provides details on services required to ensure excellent event experience for all stakeholders. *Note that specific information about services related to e.g. Competition management, sport presentation, hospitality etc. can be found in the respective chapters of the Event Manual.*

5.1 Competition Venue

5.1.1 Utilities & Maintenance

Sufficient levels of maintenance and utility services must be provided at the Venue during Official Training and Competition.

The Host NA Venue Operations Manager must arrange service contracts with the necessary technicians in case of problems with the lighting, pitch, heating, ventilation and air conditioning (HVAC) or any other Venue facilities during the Event. Depending on the service, these technicians should either have a permanent presence on site or be available on call.

5.1.2 Cleaning & Waste

To ensure the consistent presentation of the Venue throughout the Event period, there should be good level of cleaning and waste services provided at and around the Venue from five (5) days prior to the start of the Competition.

The Host NA is responsible for the cleaning of the Venue before and during the Event, and for the re-instatement of the Venue after the Event. Typically, the Venue has either an existing cleaning and waste contract or an Event-specific cleaning and waste contract is needed. The contract needs to address dates and hours of cleaning and waste services, frequency of cleaning specific locations, ad hoc response to spills and incidents, uniforms to be worn by contractors etc.

It is recommended that the Host NA works with public authorities to ensure the area around the Venue, beyond the Venue fence-line, is maintained throughout the period of the Event.

It is recommended that a compound be established in the Back-of-House area of the Venue for cleaning and waste equipment and storage of collected waste until removal from the Venue. This compound could be shared with site management (4.3.7).

Sufficient waste bins must be positioned around the Venue, appropriately labelled to allow efficient disposal of waste according to distinct waste streams.

5.1.3 Catering

The catering plan for the Event must be submitted to FIH for review no later than six (6) months prior to the Competition, including the full range of food and beverages available in each location, and the prices for catering outlets (see below).

The Host NA provides and manages an Event hospitality lounge as described below in section 6.2.2.

Front-of-House Catering

User-pay food and beverage outlets at the Venue must offer a range of hot and cold food and drinks, not only snacks or “fast food”, accessible to all Event participants. Prices should be no more than standard local market prices. These outlets should be in the spectator plaza and also accessible by Media, Broadcasters and any others.

Back-of-House Catering

Additionally, hot and cold refreshments (a minimum of coffee, tea and water) must be available in the Event Technical Officials' lounge, Media lounge and throughout the office facilities for Event staff. The Media lounge must also provide food throughout each day of the Event (minimum of snacks / sandwiches).

Water and Ice

Apart from what is needed for offices and lounges, bottled water and ice for injury treatment must be provided free of charge by the Host NA at the Competition and training pitches for Teams and Event Technical Officials during the Event and for Teams for Official Training, that is, from three (3) days prior to Competition.

For bottled water, a minimum of forty (40) litres must be provided per Team for each Match or Official Training session and two (2) litres must be provided per Event Official for each Match. Additional bottles must be available if temperatures and/or humidity are very high (36°C and more than 75% of humidity). For more information, the FIH Inclement Weather procedure can be downloaded on the FIH website.

For ice for injury treatment, a minimum of five (5) kg of fresh ice must be provided per Team and per training session or Match.

Ice for ice baths must be provided on an as-needed basis, with the cost chargeable to the Team prior to the start of the Event (see also section 3.3). An order process is to be defined for Teams to order the desired quantities, which must be made available at the end of the training session or Match in question in the ice bath facilities as agreed with the Team.

5.1.4 Technology

Services

Technology services are critical to the Event's success, impacting virtually every aspect of Event operations from Match timing to announcements and Media coverage. Services that must be provided include:

- Telecommunication services including information about radio frequencies (if necessary) and radio distribution;
- IT;
- Network support (LAN, WiFi);
- Reprographics;
- Power (including back-up);
- Help desk services.

Networks

The Host NA must provide:

- Dedicated LAN and WiFi network in the FIH Office, with at least 4 Mbps upload capacity;

- Dedicated LAN and WiFi network for the use by Event Technical Officials, with at least 4 Mbps upload capacity;
- Dedicated LAN and WiFi network for the use by Host NA, with at least four 4 Mbps upload capacity;
- Dedicated LAN network at the technical table for the laptop operating TMS (see section 4.2.4) and a backup internet connection via a mobile WiFi USB (“dongle”);
- Dedicated LAN and two (2) wireless internet networks (one [1] as backup) in the media centre (see section 10.2 for more precise information);
- Two (2) wireless internet networks (one [1] of which to be for backup) with at least 10 Mbps upload capacity for the mixed zone (see section 10.3);
- Dedicated LAN and two (2) wireless internet networks (one of which to be for backup) with at least 10 Mbps upload capacity for the press tribune (see section 10.4);
- WiFi internet networks for either I-zone (see section 10.5) or press conference room (see section 10.6);
- Dedicated pitch-side LAN internet cables for each FIH approved photo agency (see section 10.9)
- Two (2) dedicated WiFi networks (one [1] of which is for backup) with at least 10 Mbps upload capacity near the photographers positions (see section 10.9);
- Dedicated symmetric LAN and one (1) wireless internet network with at least 30 Mbps upload capacity for the TV compound (see section 0).

A contingency plan must be in place prior to the start of the Event to provide LAN internet networks in the event wireless internet networks fail during the Event. Internet cables must be provided for each user for the LAN internet network.

Help Services

Help desk services are important to be able to respond quickly to any issues that technology users may have. The Host NA must provide technology help services a minimum of 16 hours per day.

Facilities & Equipment

Technology services require the following facilities to be provided by the Host NA:

- Help desk;
- Radio distribution desk;
- Computer equipment room;
- Network room / storage;
- Telecommunication equipment room;
- Audio-visual control positions;
- Timing and scoring positions;
- Results room and printing;
- Video board (see section 7.2), scoreboard (see section 4.2.3) and rigging infrastructure;

- AV system infrastructure;
- Cable containment;
- Sound system.

The Host NA must provide a fully equipped sound system for the Competition pitch available for each stadium announcer and for playing music as part of the sport presentation programme. This system should be located both within the seating bowl and outside the Venue in the spectator queuing area, on separate “loops”, to enable different messages to the different audiences.

Additional **equipment** to be provided by the Host NA includes:

- A colour laser printer for the Technical Delegate’s office;
- A colour laser printer for the FIH Staff Office;
- Two (2) laptops (one [1] to serve as backup), including word processing and spreadsheet software, PDF viewing and writing software as well as an internet browser and a colour laser printer for the technical table (see section 4.2.4);
- Scoreboard operation panel for the technical table (see section 4.2.4);
- A sufficient number of desktop computers or laptops, colour laser printers and high volume photocopiers for the Media Centre;
- A sufficient number of radios with a system of channels for pitch management, LOC, medical services etc., and also including one radio each for the Technical Delegate, Umpires Managers, FIH Medical Officer, Technical Table and a minimum of five (5) radios for FIH Staff members;
- If requested, two (2) radios for Video Umpire emergency backup (with a dedicated Video Umpire channel)
- One (1) mobile phone including a local SIM card with a suitable amount of credit each for the Technical Delegate, Umpires Managers, FIH Medical Officer.
- TV screens to show the live feed during Matches including all cabling (as a minimum in the TD, Umpires Managers and FIH Staff offices, media centre and Event hospitality lounges).

5.1.5 Language Services

Signage and announcements must be in English and the native language/s of the Host NA. Printed materials must be in English, and in the Host NA’s native language/s at the Host NA’s discretion.

It is recommended that interpreters be made available at the press conferences for athletes and/or coaches who do not have the necessary language skills to meet the Media’s needs and do not have Team interpreters available. For cost-efficiency, these interpreters may be the Team Liaison Officers or students rather than fully qualified interpreters.

5.1.6 Uniforms

The Host NA is responsible to provide the uniforms, at its own cost, for the volunteers and Ball Patrol with the Event Logo displayed. The final design and look of the uniforms, including any sponsor branding, must be approved by FIH before production, but no later than three (3) months before the start of Competition. This is also referred to in section 12.

FIH provides the uniforms for all Event Technical Officials and retains the rights for all branding on these uniforms.

5.1.7 Weather Information

The Host NA must engage with the national and/or regional meteorology agency to arrange the provision of weather information, such as conditions, forecasts and warnings, to the Host NA during the Event. Weather information has many potential impacts on the Event including:

- Airport arrivals and departures;
- Decisions affecting the delay, postponement, rescheduling or cancellation of a Match;
- Decisions regarding access to or the evacuation of the Venue;
- Preparations for spectators such as arranging increased shelter;
- Scheduled journey times for local transport.

The Host NA should agree with the meteorology agency the scope and frequency of information to be provided. The Host NA must arrange for the agency to be on call during the Event as needed. The Host NA should advise FIH, two (2) months prior to the Event, the agreed scope and frequency of information agreed to be provided. As a minimum, this information must include maximum and minimum temperatures during Matches, levels and expected time of precipitation, wind speeds and direction, warnings and timing of electrical storms.

Typical weather conditions for the time and location of the Event should be included in the Team newsletter to be provided to participating Teams before the Event (refer to section 3.3).

During the Access Period, the Host NA must provide the FIH Event Director or his/her representative with a weather forecast report on a daily basis and advise of all weather information impacting the Event.

5.2 Accommodation

5.2.1 Hotels

Accommodation during the Event is required for participating Teams, Event Technical Officials, FIH Officials, FIH Staff, FIH Commercial Partners, guests, Media and Broadcasters. The Official Hotels must be confirmed no later than 18 months before the start of the Competition including details of facilities and services.

The Host NA must select an Official Headquarters Hotel for all Event Technical Officials, FIH Officials, FIH Staff, FIH Commercial Partners and guests (the "Official HQ Hotel"). Teams may stay at the Official HQ Hotel as well; however it is preferable for Teams and Event Technical Officials + FIH Staff not to be accommodated in the same hotel.

The Official HQ Hotel must be a minimum of 4-star in accordance with international standards. Ideally, it has a restaurant, fitness centre and business centre. If the nominated hotel is not deemed suitable or the rates are too high, FIH may request that the Host NA sources an alternative hotel.

The Host NA must also nominate four (4) additional lower cost hotels (“Official Hotels 2 and 3”) including one (1) budget option to offer to Teams, in close proximity to the Official HQ Hotel.

The room rate per night (including breakfast and taxes) must be approved by FIH and must be lower than 100 USD per room, including breakfast, all applicable taxes and internet access.

The Host NA must establish contracts with all hotels, securing the rates, use of hotel facilities such as meeting rooms, parking and any other relevant services. The contracts must also avoid any conflict with FIH or Host NA Commercial Partner products and services. Ideally, Commercial Partner products and services are made available in the hotels, where relevant and feasible.

The Official Hotels must be branded with the Event look and sponsor recognition signage, in agreement with FIH.

The Host NA must allocate all rooms for each Team on one (1) floor and for all Event Technical Officials on a separate floor, if within the same hotel.

Should participating Teams choose not to stay at one of the Official Hotels due to budget reasons, the Host NA should make its best effort to support the respective Team in making necessary arrangements at any alternative hotel. Based on the distance between the alternative hotel and the Venue, the Host NA shall also seek to provide transportation from and to the Venue.

Sufficient space at hotels close to the Venue must be reserved by the Host NA for Media and Broadcasters who book their own accommodation. The Media / Broadcaster hotels must be different from the Official Hotels.

It is recommended that the Host NA work with the city tourism agency to understand accommodation options for spectators. Ideally, a link to the tourism agency and/or potential spectator hotels would be included on the Event website.

5.2.2 Hotel Room Summary

The table below shows the room type and cost responsibility for rooms required by the different stakeholders.

OFFICIAL	ROOM TYPE	COST RESPONSIBILITY
EVENT OFFICIALS		
Technical Delegate	Single	Host NA
Assistant Technical Delegate	Single	Host NA
Technical Officials	Twin	Host NA
FIH Medical Officer	Single	Host NA
Umpires Managers	Single	Host NA
Umpires	Twin	Host NA

MEMBERS OF FIH		
FIH Representative	Single	FIH
FIH Officials	Single	FIH / at own cost
FIH Staff	Single	FIH
OTHER		
Teams	Single / Twin	at own cost
FIH Commercial Partners and their guests	Single / Double	at own cost
FIH guests	Single / Double	FIH / at own cost
Media	Single	at own cost
Broadcasters	TBA	at own cost

Rooms for the Event Technical Officials must be booked by the Host NA in line with their travel schedules and the meetings they have to attend on site. Further information on this are available in section 5.4.1.

Twin rooms must be a minimum size of 25 m² or single room accommodation must be offered.

FIH will provide the Host NA with the accommodation needs of the FIH Representative, FIH Officials and FIH Staff. This accommodation is to be booked by the Host NA and is FIH's cost responsibility.

5.2.3 Hotel Facilities & Services

Further to the requirements mentioned in section 5.2.1, the Official Hotels need to provide the following facilities and services:

5.2.3.1 Meeting Rooms

For the purpose of the pre- and during-Competition meetings as mentioned in section 3.1.3 as well as for any other necessary ad-hoc meeting, minimum two (2) separate meeting rooms are required to be available free of charge, either at the Official HQ Hotel or the Venue.

From three (3) days before the start of Competition and throughout the Event, meeting rooms for Teams and Event Technical Officials must be provided free of charge at each Official Hotel, equipped with a TV/screen, a whiteboard and/or flip chart. The minimum number of meeting rooms is one (1) per six (6) Teams. The Host NA must establish a booking process for the use of these rooms.

5.2.3.2 Laundry

The room rate should include up to five (5) pieces of laundry per day. In any case, a next-day laundry service (items ready within 24 hours) for the playing strips of the participating Teams and Event Technical Officials/Umpires must be provided and covered by the host.

5.2.3.3 Meals

The hotels' restaurant(s) must be flexible in regard to meal times, with timings based on the Match and training schedule for the participating Teams, Event Technical Officials and FIH Staff.

Menus must comprise a range of meals offering appropriate sports nutrition and must take into account any special dietary requests of Teams.

5.2.3.4 Welcome Desk

The Host NA must manage a welcome desk at the Official HQ Hotel, staffed at reasonable times, from the day the first Team arrives to the day the last Team leaves to provide general Event and transport information. Relevant information is to be made available on an information board at the entrance of all Official Hotels in a visible area.

5.3 Transport

The Host NA must develop and submit a local transport plan for approval by FIH six (6) months in advance of the Competition. All topics addressed below should be included in the plan.

5.3.1 Arrivals & Departures

The Host NA must provide private transport for Teams, Event Technical Officials, FIH Officials and FIH Staff between the airport / train station and Official Hotels on the days of arrival and departure. It is also recommended that information about public transport services be made available to Commercial Partners, guests, Media and Broadcasters.

In case Teams decide to arrange their own accommodation, then the Host is not responsible for covering nor arranging the transport from the airport to the accommodation.

5.3.2 Teams

The Host NA must provide private transport for each Team between the Official Hotels and the Venue from three (3) days before the start of Competition and through the duration of the Event for all Official Training and Matches the Team participates in. Ideally, one (1) branded bus featuring the Team's name is provided for each Team.

For each trip by competing Teams, a bus is dedicated only to that Team. Competing Teams must specify to the Host NA the desired departure time from their hotel and departure time from the Venue following their Match. The Host NA must confirm the transport schedule to all Teams at least three (3) months before the start of Competition.

The Host NA must provide regular shuttle bus services between all Official Hotels and the Venue which may be used by accredited personnel, including non-playing Teams and Team videographers, starting three (3) days before the start of Competition. The bus schedule must be available at the hotels.

Transport must also be provided to and from the official function, opening and closing ceremonies.

Suitable transport must also be provided for athletes and athletes' representatives who are unable to travel with their team in the event of anti-doping testing as and when required.

Transport for training sessions at additional training facilities (outside the Venue) shall be facilitated by the Host NA, but the cost may be charged to the Team.

5.3.3 Event Technical Officials, FIH Officials, FIH Staff, FIH Commercial Partners & Guests

The Host NA must provide regular shuttle bus services between all Official Hotels and the Venue which may be used by accredited personnel, including Event Technical Officials, FIH Officials, FIH Staff and FIH Commercial Partners and guests, starting three (3) days before the start of Competition.

The shuttle schedule must be available at the hotels. The schedule must provide for at least one (1) shuttle every hour with the first arrival at the Venue one (1) hour before the start of the first Match of the day and the last departure from the Venue no earlier than 30 minutes after the end of the last Match of the day.

As part of their sponsor packages the Commercial Partners are entitled to a number of parking permits at the Venue. These are detailed in section 12.

Transport must also be provided to and from the official function, opening and closing ceremonies.

The FIH President (if in attendance), the FIH CEO, the FIH Representative and Technical Delegate must each be provided with a dedicated vehicle and driver for the duration of their stay.

5.3.4 Media and Broadcast

The Host NA must provide regular shuttle buses between Media / Broadcast hotels and the Venue throughout the Competition period.

5.3.5 VIPs / Guests

VIPs and guests from outside the host city shall have access to the shuttle bus services provided between the Official Hotels and the Venue throughout the Competition period.

Transport must also be provided to and from the official function, and any ceremonies.

Local VIPs may be allocated a parking permit to enable them to park at the Venue, depending on parking availability and on the transport plan.

The Event hospitality lounge information desk provides information about transport services. In the absence of an information desk, the relevant information is to be made available on an information board.

5.3.6 Public Transport

Use of public transport by spectators and staff should be encouraged by the Host NA. The Host NA should establish a policy requiring spectators and the majority of the staff to use public transport, based on a sustainable transport plan and limited parking spaces.

The Host NA Transport Manager should work with public transport authorities to understand systems and routes available to these audiences. If necessary, it may be possible to request additional routes be added to the normal network for the period of the Event, should existing routes not be sufficient. Other possibilities to enhance public transport include adding additional

volume within an existing system (e.g. increasing frequency of vehicles), directing spectators to take transport to particular stops where shuttle buses are then available to the Venue, or creating “park and ride” options allowing spectators to drive to parking locations where they connect with shuttles to the Venue.

Ensuring there are staff to assist and providing clear signage on public transport and from the transport stops or parking stations to/from the Venue enhances the spectators’ experience.

Consideration should also be given for working with taxi services to arrange drop-off and pick-up locations for taxis around the Venue. The Host NA should inform the taxi services about the Event, including the likely session end times, and arrange for them to provide services at or close to the Venue.

5.3.7 Parking

Despite encouraging the use of public transport, there is a need for some operational parking at the Venue. As space is typically limited, the Host NA needs to develop a parking plan (to be included in the local transport plan) that takes into account space available, demand, need for proximity to the Venue, access permits etc. Consideration could also be given to providing access to the Venue for some vehicles to drop off their passengers, but not remain at the Venue in the limited parking space available.

The Host NA must provide adequate parking at the Venue, Official HQ Hotel and Official Hotels 2 and 3 for Teams (where required), Commercial Partners, FIH Officials and FIH Staff, VIPs and as reasonably required by FIH.

5.3.8 Vehicles

It is recommended that vehicles used by the Event be branded with the Event Logo.

The Host NA should make arrangements for vehicles to be cleaned regularly.

The Host NA needs to make arrangements with a fuel supplier to provide vehicle drivers easy access to refuelling.

The Host NA needs to arrange the means to access any toll-roads easily and quickly.

5.3.9 Drivers

Drivers at large events such as an FIH Hockey Junior World Cup are often a diverse group, including professional bus and other drivers, Event volunteers and locals as well as personnel not as familiar with the host city.

It is vital that all drivers are provided with all relevant Event information, including maps and schedules, and all should be trained on the appropriate routes to take between their points of origin and destination. Ideally, all vehicles in use are equipped with satellite navigation systems, and if so, all drivers need to be trained to use them, and the satellite navigation systems should be preloaded with the required routes.

5.3.10 Transport Facilities

Transport facilities are an important consideration in design and operation of the Venue as some facilities need significant land footprints and critically effect the smooth operation of the Venue. Space needs to include:

- Transport office;
- Vehicle entry and exit gates and roadways;
- Vehicle staging (holding) areas;
- Parking;
- Load zones for vehicles to park while pedestrians embark and disembark;

Route identification signage is essential.

5.4 Travel

5.4.1 Air Travel

The Host NA must provide return travel tickets for all Event Technical Officials as per the table below. Tickets should be changeable and refundable for a fee. In the event that tickets are not received two (2) months prior to travel, FIH may make the appropriate travel arrangements and require reimbursement by the Host NA in Swiss Francs before the start of the Event.

In the case of an emergency appointment or replacement of an Event Official by FIH less than 28 days prior to the start of Competition, FIH arranges the travel at the cost of the Host NA, using reasonable efforts to find the cheapest available price.

Class of travel and responsibility for the cost of travel is shown in the table below:

PARTY	CLASS	COST RESPONSIBILITY
Teams	Participating NA discretion	Participating NAs
Technical Delegate	Economy	Host NA
Technical Officials	Economy	Host NA
FIH Medical Officer	Economy	Host NA
Umpires Managers	Economy	Host NA
Umpires	Economy	Host NA
FIH Officials and Staff	as appropriate	FIH

Once the travel information for the appointed Event Technical Officials is received by the Host NA, the Host NA must agree the proposed travel itineraries / schedules with the respective Officials before any booking is made. In case of dispute, itineraries are to be approved by FIH.

Itineraries must be booked to allow the following (unless special circumstances require an earlier arrival):

- Technical Delegate to arrive on the fourth day preceding the first day of Competition;

- Technical Officials, Umpires Managers and Umpires to arrive on the third day preceding the first day of Competition;
- FIH Medical Officer to arrive on the second day preceding the first day of Competition.

All arrivals should ideally be booked to allow for an arrival by 12 noon on the respective day.

The itineraries for FIH Officials and FIH Staff are advised by FIH.

All departures should be the day following the last Match and/or closing ceremony unless otherwise agreed with FIH.

5.4.2 Immigration & Customs

In some cases, Event Technical Officials and/or participating Teams may need assistance to obtain a visa to visit the host country and the Host NA must provide the required invitation letter and help to each Event Official or Team.

The Host NA must reimburse all Event Technical Officials for any entry and transit visa fees plus all reasonable costs in obtaining a visa on the day of their arrival.



6. PROTOCOL & HOSPITALITY

CONTENT OVERVIEW

This section provides information about ceremonies, protocol and hospitality.

6.1 Protocol

6.1.1 Flags

The Host NA must provide two (2) sets of the national flags of each participating Team. One (1) set is flown at the Competition pitch on flag poles, together with the FIH flag as provided by FIH which has a size of 2,00 x 1,50m and must be displayed in a prominent position. The flags of the Host NA and other participating Teams are arranged in alphabetical order of the names of the countries in the English language.

The second set of flags is used to display the two (2) flags of the playing Teams during the pre-Match proceedings. The flags all need to be the same size which should be close to, but not larger than two (2) meters in width (e.g. 2,00 x 1,20m or 6 x 4 feet).

6.1.2 Opening Ceremony

In the event that the Host NA wishes to hold an opening ceremony, at its own cost, the Host NA must develop and submit to FIH no later than three (3) months prior to Competition a proposal for the creation and management of the opening ceremony. The ceremony should be entertaining and add value to the Event and include a gathering of Teams in addition to any welcome addresses.

The flags of all participating nations and FIH must be visible in the ceremony venue.

Presenters and their speeches must be agreed with FIH.

It is recommended that the Host NA hold a dress rehearsal for the opening ceremony.

Facilities needed are dependent on the content and format of the ceremony. However, at a minimum, the following facilities are usually needed:

- Storage space for ceremonies props;
- Staging area for ceremonies' participants.

6.1.3 Closing Ceremony

The closing ceremony is a celebration of the Event and all its participants and a fitting acknowledgement of the winning Teams.

The closing ceremony, including the presentation of individual awards, medals and the trophy, must be held on the Competition pitch and start no later than 10 minutes after the end of the final.

The ceremony protocol will be provided by FIH three (3) months prior to the start of Competition. The Host NA is responsible for managing the running of the ceremony, with assistance from the FIH Staff on-site. The final decision on any open questions, including the selection and order of presenters and the determination of the recipients of awards, medals or trophies lies with FIH.

All medals and/or trophies are provided by FIH. While FIH is responsible for the design and production of the awards, the Host NA might be required to facilitate their production on request of FIH. The awards per FIH protocol include:

- Best Goalkeeper
- Top Scorer
- Best Player

No additional awards, medals and/or trophies must be presented unless discussed and approved by FIH.

The Host NA must produce and install a one-tiered stage for the closing ceremony. This stage must be at least 30 cm high with two (2) access points with steps, and a minimum surface of eight (8) m by three (3) m. The design of the stage must be approved by FIH.

The Host NA must hold a dress rehearsal for the closing ceremony.

6.1.4 VIPs

The Host NA must provide to FIH for review, three (3) months prior to Competition, a list of proposed VIP groups and numbers to be invited to the Event. FIH will in turn advise the names of FIH guests to be added to reach the total number for which facilities and services must be provided.

The Host NA must provide an Event hospitality lounge (see section 6.2.2) and a dedicated VIP seating area in the stands (see section 4.3.2).

Access to VIP seating and the Event hospitality lounge should be separable, that is, with a ticket or accreditation providing access to the VIP seating and an additional accreditation device (for example, wristband) regulating access to the Event hospitality lounge, to allow individuals with access to VIP seating but without access to the Event hospitality lounge and vice versa.

Select VIPs receive Venue / VIP parking permits, dependent on availability and the number of requests.

6.2 Hospitality

6.2.1 Official Function

The Host NA must host at its own cost an official function shortly before or during the period of the Event. The proposal for the function, including date, time, style, format, dress code, proposed list of invitees and details of any speeches or entertainment, must be submitted to FIH for approval by three (3) months prior to Competition.

FIH nominates its representatives and guests to be invited to the official function. At a minimum, this includes all appointed Event Technical Officials, FIH Officials, FIH Staff, and at least two (2) representatives from each of the FIH Commercial Partners and from each participating NA.

6.2.2 Event Hospitality

The Host NA provides and manages an Event hospitality lounge providing hot and cold refreshments and food for the duration of the Event.

The Event hospitality lounge needs to be in a primary location ideally with a view on the Field of Play or close to it. Only those specifically accredited can access the Event hospitality lounge. Ideally, a welcome/information desk would be set up within the room to provide information to VIPs and other guests including Match Schedule, results, statistics, local transport schedules etc. In the absence of a welcome/information desk, this information should be made available on an information board.

FIH advises the number of guests that need access to the Event hospitality lounges. As a minimum, access is granted by the Host NA free of charge to FIH Officials, FIH Staff, FIH VIP guests, the Technical Delegate, Umpire Managers and FIH Medical Officer as well as to the Commercial Partners and their guests in line with the provisions of the respective sponsorship packages (see section 0).

The Event hospitality lounge is to be open from one (1) hour before the start of the first Match of the day and closed no earlier than 30 minutes after the end of the last Match each day. Hot food is to be served at least once per day for a minimum of one (1) three-hour period, with snacks available for the entire duration of the Event hospitality lounge opening hours. Soft drinks, tea, coffee and, if permitted by local laws, wine and beer must be provided for the duration of the opening hours. The lounge concept (space and location, furniture, equipment, opening times, mealtimes and menu etc.) must be submitted to FIH no later than three (3) months prior to Competition for approval.



7. EVENT EXPERIENCE & SPORT PRESENTATION

CONTENT OVERVIEW

This section outlines the aspects required to ensure a positive and exciting spectator experience which is essential for the success of the Event and the growth of hockey. The Event must deliver an overall fan experience throughout the pre-Event, Event, and post-Event period.

7.1 Spectator Experience

Engagement creates opportunities through which the public can connect to the FIH Hockey Junior World Cup by taking concrete actions to get involved; be it participating in an activity, buying tickets or licensed products, responding to social media prompts or downloading and using apps. Thus, engagement and spectator experience are vital components in the short- and long-term success of the FIH Hockey Junior World Cup and the global growth of hockey: operational success alone is no longer sufficient.

For the FIH Hockey Junior World Cup to be truly considered successful, elements such as the support of the host and nation, full stadiums, a festive atmosphere and easily recognizable legacies need to be present.

Please also refer to section 13.2 for development programmes and side events which form an integral part to the spectator experience.

Pre-Event

Services to be provided to spectators start before the Event, specifically in the form of information about the Event. Spectators need details such as dates, schedule and draw, ticket prices and transport plans. International spectators also need information about accommodation and tourist opportunities in the city. This information should be communicated via the Event website and, as relevant, through the Media.

During the Event – outside and around the Venue

At Event-time, services to spectators start well outside the Venue. In addition to continually viewing Event information via the Event website and Media, the spectator experience starts on leaving their residence or accommodation to travel to the Event. Event branding in the city and signage to and from public transport makes a first impression. It is important that the Host NA works with both the city authorities and the public transport agencies to create the right atmosphere around the Event and to ensure that city and transport officials are well-informed about the Event so they can provide assistance to spectators as needed.

On approach to the Venue, spectators' excitement builds and the atmosphere can be enhanced by look & feel, announcements and music over the public address system while spectators are queuing to enter the Venue. The entry process is an important aspect to be explained in advance to spectators. This might be on the Event website and also printed on tickets, informing them about any access or security restrictions, prohibited items, the entry process etc. Services to consider providing in this entry and queuing area are rest areas, shade and shelter, public toilets and waste bins.

During the Event – inside the Venue

The Host NA should provide a spectator plaza for display and/or sales positions for a number of different exhibitors (for example, Commercial Partners) to enhance the spectator experience and enjoyment. Advance information to spectators should encourage them to arrive in time to explore and enjoy the plaza where catering and merchandising (including Event programmes) outlets, public information kiosk/s (providing the Match Schedule, Venue plan, public transport information, pay telephone services etc.), lost & found services, public toilets, rest areas, ATMs, shade and shelter are also found. The plan for this area must be submitted to FIH for approval no later than six (6) months prior to the Competition.

Other amenities and services to provide outside the plaza include stroller storage at the entry to the Venue. This allows people with strollers to check them into secure storage thereby reducing congestion in the spectator circulation areas.

To ensure spectators are able to easily locate their seats, clear signage is important, as well as staff to answer questions, provide directions and usher people to their seats. These same staff or volunteers should manage the flow of spectators in a way to ensure public safety, using barricades, holding areas etc. as needed.

Spectator facilities in other Venue locations include:

- Rest areas and public toilets throughout the Venue;
- Storage space for equipment used by spectator services staff.

7.2 Sport Presentation

Sport Presentation is a critical success factor contributing to the positive experience of all Event participants, from athletes to spectators. The aim should be to educate, inform, excite, engage and entertain the audience at the Venue in such a way that it also enhances the experience of the participants.

Educating spectators is a key component of sport presentation. Not all of them will be familiar with the sport of hockey or with particular Teams and athletes, so provision of information via announcements and video boards about the sport, the rules, Teams, the athletes, umpires, results and the Event itself enhances their experience.

Entertaining, exciting and engaging the spectators is critically important and can be creative. This should be done in a way that does not unduly detract from the performance of the Teams. Considerations are use of music, video and lighting within the Venue, and animated performances in the spectator plaza or around entry queues.

Sport Presentation Plan

The Host NA must develop and submit to FIH for approval, at least six (6) months prior to Competition, a sport presentation plan. This plan should include entertainment, music, activities during breaks, crowd competitions, on-pitch presenters etc.

Video Board

The Competition pitch must have a large LED video board for spectators with the following parameters:

- Minimum screen size – 6.5 m x 4.4 m;
- Minimum usable screen surface – 23 m²;
- Minimum resolution – 6,000 LED/m²;
- Minimum intensity – 4,000 cd/m².

A full crew must be in place to operate the video board at all times.

FIH is responsible for the supervision and approval of the content on the video board and, if deemed necessary at its sole discretion, may decide to take over production either partially or completely. In this eventuality, FIH is responsible, at the cost of the Host NA, for hiring an external agency for the video board production.

FIH encourages the use of a combined scoreboard/video board solution – please refer to section 4.2.3.

Announcers

The stadium announcers, appointed by the Host NA, work in close cooperation with the sport presentation staff. FIH may appoint a stadium announcer or provide guidelines for the script. All announcements must be in English as well as the national language(s) of the Host NA.

Facilities and Equipment

In addition to the sound system, information and video board infrastructure mentioned below, the Host NA must provide facilities for effective presentation of the Event including the control room and announcer positions.

Sport presentation equipment includes:

- Production equipment including input and playback sources, mixer, microphones, radio/cable etc.;
- Hard-wired and wireless communications systems;
- Video board control equipment;
- Specific lighting as needed;
- Mobile camera for half-time on-field interviews etc.



8. MEDICAL & ANTI-DOPING

CONTENT OVERVIEW

This section describes medical and anti-doping needs to ensure safety and integrity.

8.1 Medical

Medical and emergency services must be provided for all Event participants from five (5) days prior to the start of Competition.

All medical and emergency service facilities must be clearly sign-posted for all persons at the Venue.

The Host NA, in liaison with the Local Medical Officer, is responsible for organising and implementing medical facilities and services available from the start of Official Training until and including the final day. This includes ensuring the arrangements for hospital, ambulance, specialist care (including dental), medical coverage of every Match played, sufficient availability of medication and access to these as well as relevant communications.

The Host NA must provide medical support services to Teams and Event Technical Officials in the Venue and pitch-side at each pitch (Competition and training) during the Event and for Official Training as described below.

During Official Training

During the Official Training period, adequate transport must be available at all times, with a driver on standby for medical emergencies. A doctor who is a registered medical practitioner in the host country should be present at all times.

The following equipment is required:

- Stretcher;
- Wheelchair;
- Automatic external defibrillator (AED).

The following equipment is preferable:

- Oxygen and means of administering it.

It is preferable to have an ambulance on site for the Official Training period in addition to the Competition period. However, it is only a requirement during the Competition period.

During Competition

Medical Room

A fully equipped medical room (supervised by a local doctor on duty) is required. The room must be close to and have good access to the Field of Play, be well lit and lockable. It must have a sink with hot and cold water, soap and towels as well as a lockable cabinet. Two (2) treatment tables and chairs are required, as well as a dedicated area and desk for the Local Medical Officer and the FIH Medical Officer.

Ideally, a toilet should be located in a room adjacent to the medical room or nearby.

The following treatment equipment is required in the medical room:

- Stretcher;
- Wheelchair;

- Stitching materials;
- Splints;
- Oxygen and means of administering it;
- Automatic external defibrillator (AED);
- Heavy painkiller (e.g. tramadol/morphine; these substances are prohibited in sport but can be used in an emergency if a TUE [therapeutic use exemption] is applied for);
- Stethoscope;
- A hand-out providing information about medical support and facilities available.

The following treatment equipment is highly recommended:

- Sterile / non-sterile bandages (e.g. elastic bandages), slings, adhesive dressings, tape;
- Basic medicines;
- Medicines for gastrointestinal disorders;
- Intravenous equipment;
- Means of disposal of used sharp, sterile and non-sterile equipment;
- Cold packs;
- Spinal board;
- Medical collar;
- Wound-dressings;
- Gloves;
- Blood pressure device.

The following treatment equipment is preferable:

- Otoscope;
- Aspirin (or a suitable equivalent for treating insect bites);
- Emergency tracheotomy device;
- A scale for weighing athletes.

First aid services must be available to all others at the Venue at a secondary first aid facility.

Pitch-side

Pitch side services during all Matches must include a doctor who is a registered medical practitioner in the host country, and sufficient medical equipment including stretcher facilities. The doctor must be present one (1) hour before the first Match starts until one (1) hour after the last Match each day. Without a doctor present, a Competition must not proceed. A team of doctors could be rostered to provide this cover.

Equipment required beside the Competition Field of Play is:

- Stretcher;
- Wood, aluminium or air splints for fractures of upper or lower limbs;
- First aid materials;
- Seating for a doctor and stretcher bearers.

It is highly recommended to also have a spinal board (in case of neck / spinal injury) available.

The equipment (and related personnel) must be located as centrally as possible in the technical area without interfering with the technical table and Team benches.

Ambulance

It is a requirement to have a fully equipped ambulance (or similar arranged transport) with a driver on standby with paramedics available during the Competition period. It must be positioned near the Field of Play with unobstructed access to the Competition and training pitches and exit from the Venue. These services must be available to all those at the Event, whether Teams, spectators or others.

Other

If a participating Team does not have its own doctor, the Local Medical Officer should be prepared to assist the Team.

Off-Venue

Off-Venue medical provision for Teams must include a medical doctor on 24-hour duty or on call at the Official HQ Hotel and Official Hotels 2 and 3. If Teams are not staying at the Official Hotels, they must be provided a contact number to call should they require medical support.

A hospital must be designated close to the Venue for specialist emergency care and hospitalisation if needed. It is important for the Host NA to inform the hospital of the Competition taking place so the hospital staff can be aware of possible injuries.

An emergency dentist must be on call if required by Teams or Event Technical Officials.

Information

In consultation with the Local Medical Officer, the following information must be compiled and provided to Teams:

- Location of and services available at hospitals; if necessary, a combination of hospitals should be researched to ensure that the full range of facilities potentially required is available;
- Availability of on-call dental services including emergency treatment outside normal hours;
- Local and opening hours of pharmacies in relation to both the Venue and Official Hotels;
- Possibilities for sterilising equipment;
- Telephone numbers and addresses related to the above and to the Local Medical Officer.

This information must be provided to the participating Teams no later than four (4) weeks before the start of Competition. It must be available in a handout for all Teams and Event Technical Officials upon arrival at the Venue and at the Official Hotels.

The liabilities for paying for treatment and services must be set out clearly together with the method of payment and any implications for identification and insurance.

8.2 Anti-Doping

It is part of the contractual requirements for the Host NA to arrange suitable facilities at the Venue and arrange for testing services to be provided by a recognised anti-doping organisation under contract to the Host NA.

It is vitally important that anti-doping testing takes place in exact accordance with the relevant regulations in order to avoid an adverse analytical finding (“positive result”) being challenged due to a failure to follow due process.

Testing

Anti-doping tests must be carried out in accordance with the FIH Tournament Regulations section 19, the FIH Anti-Doping Rules section 5.4.1, the WADA Code and WADA’s International Standard for Testing.

Please note that the International Testing Agency (ITA) is responsible for managing the FIH Anti-Doping Program and will be informing the Host NA regarding the number and specificity of tests needed at least six (6) months in advance.

Based on ITA recommendation, the Host NA must establish a contract with a WADA-recognised anti-doping organisation and laboratory to undertake doping controls in accordance with relevant regulations and standards.

A current list of national anti-doping organisations (NADOs) and WADA-accredited laboratories can be found on WADA’s website (<http://www.wada-ama.org/>). The Host NA must cover all costs related to anti-doping for in-Competition testing (refer to the FIH Anti-Doping Rules section 5.3.5).

Athletes under the age of 18 years can be tested under the following conditions:

- Minors will be notified for testing by a Doping Control Officer or Chaperone in the presence of an adult – the adult can be a parent, coach or team manager, etc. If an adult is not present, notification will be paused until an adult can be present;
- Minors need to be with adults during the sample collection process until its completion.

Confidentiality

It is a fundamental principle of anti-doping testing that it must be “no advance notice”. Advance plans need to be made to ensure facilities and services are in place, but information should remain on a need-to-know basis. Information about the details of the days and Matches during which testing will take place should be strictly limited to one (1) person in the Host NA, the Technical Delegate and the appropriate FIH Staff.

Doping Control Station

An air-conditioned or well-ventilated area at the Venue is required for a doping control station starting from one week prior to Competition. It must comprise a waiting room, sample collection room and a toilet facility, ideally adjacent.

The doping control station must be secure (with keys only available to the doping control officer), private and reserved solely for doping control purposes on testing days. This area may only be used for other purposes on days when doping controls are not taking place but must be allocated solely to doping control on testing days. Only individuals involved with testing are permitted entry. The station should be easy to identify and find through suitable directional signage.

The waiting room must have:

- Air conditioning or a fan;
- Seating for athletes, athletes' representatives, interpreters (if necessary) and chaperones;
- Water or sports/soft drinks in sealed containers:
 - Drinks must not be over-chilled as this can cause illness if consumed in large quantities;
 - Water must be still, not fizzy;
 - Drinks containing caffeine (e.g. cola beverages, energy drinks) must not be offered;
 - Water containers must be small (e.g. 0.5 litre) because once opened, they can only be used by the athlete who opened them;
 - Drinks must not be in conflict with any Commercial Partners of the Event, for example, if a particular company is a Commercial Partner for the type of drinks needed in the waiting room, then drinks must be from that company.
- Refrigerator or cooler for keeping refreshments cold;
- Magazines and/or a television;
- Garbage bin.

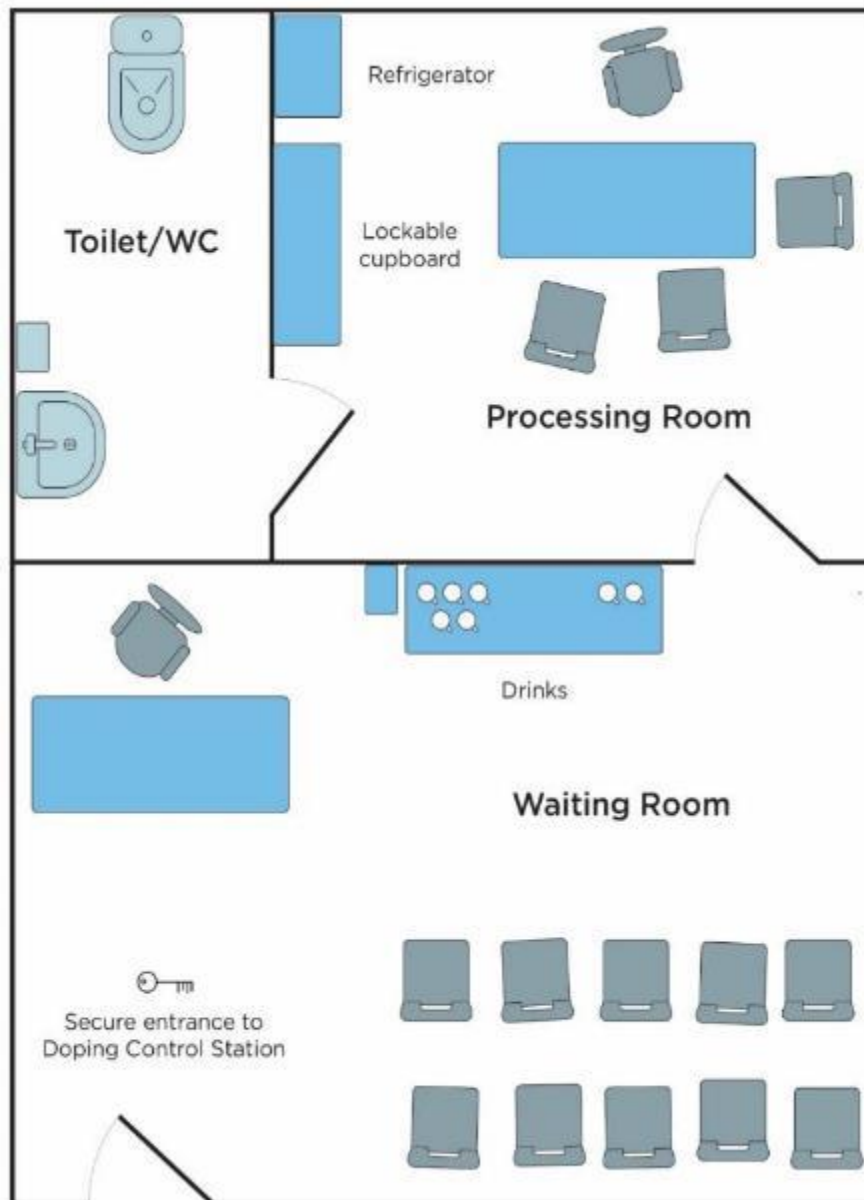
The processing room must have:

- Lockable fridge for temporary storage of samples;
- Gloves, scissors, paper towels, sanitising solution, garbage bin;
- Table and four (4) chairs;
- Sink with running water available from a tap.

The toilet must have:

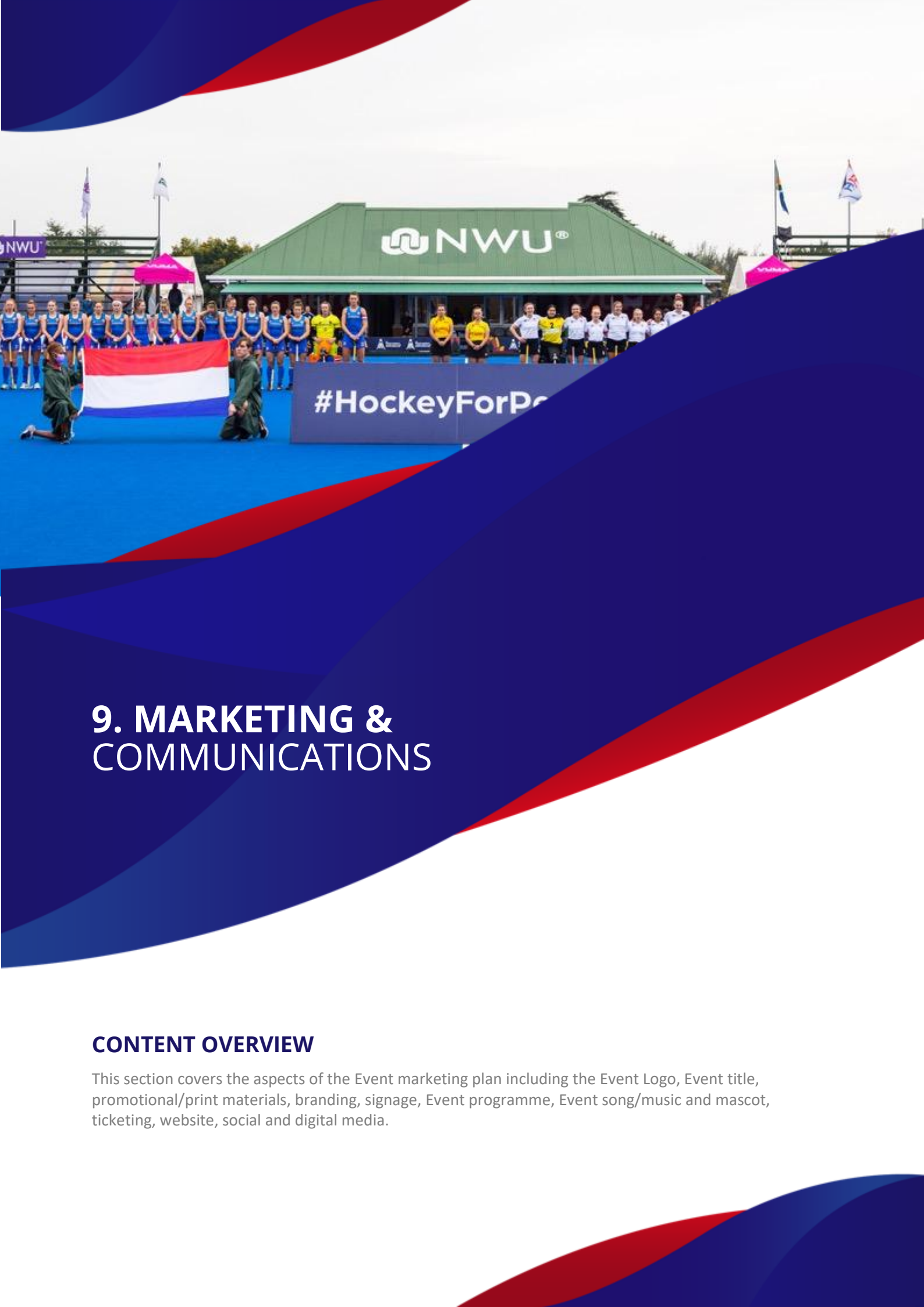
- Sufficient space for the chaperone to be able to directly observe the athlete providing the sample;
- Exclusive use for doping controls.

Typical layout of a doping control station is shown in the diagram below.



Selection of Athletes for Testing

The selection of athletes to be tested is performed by the Doping Control Officer in the presence of FIH's on site Sport Operations Manager in the presence of the Doping Control Officer and the FIH Medical Officer or Local Medical Officer, preferably during the half-time Match interval. Selected athletes are notified at the end of their Match.



9. MARKETING & COMMUNICATIONS

CONTENT OVERVIEW

This section covers the aspects of the Event marketing plan including the Event Logo, Event title, promotional/print materials, branding, signage, Event programme, Event song/music and mascot, ticketing, website, social and digital media.

In addition to organising a high-quality Event with good services and facilities for spectators, Teams, Event Technical Officials, Commercial Partners, FIH Officials, Media and Broadcasters, staff and volunteers, putting together and implementing a comprehensive joined-up marketing strategy is crucial for the Event's success.

Marketing the Event is essentially telling people about the Event with the aim of creating awareness and driving interest among the stakeholder groups; it is the base for all efforts to sell tickets, recruit Commercial Partners, obtain Media coverage, recruit staff and volunteers, recruit new fans and raise the profile of hockey.

In marketing the Event, FIH and the Host NA are partners who both benefit equally from:

- Projecting an attractive Event with characteristics which include excitement, passion, speed, skill, entertainment and lifestyle;
- Creating a strong hockey property to enhance the image of the sport, FIH and the Host NA;
- Maximising the commercial value of the Event and the sport as a whole;
- Generating business for all Commercial Partners associated with the Event as well as for FIH and the Host NA;
- Driving interest for the Event to maximise on-site and international audiences;
- Generating opportunities for athlete recognition and to become "Hockey Stars";
- Evaluating broadcast data and Commercial Partner exposure details to demonstrate the returns on the investments made by Commercial Partners, authorities and other stakeholders;
- Creating a powerful and productive long-term relationship between FIH and the Host NA;
- Creating awareness of hockey for the general sports fan.

9.1 MarComms Plan

To be effective and efficient, to optimise activities and maximise opportunities, the Event marketing efforts need to be planned, coordinated and focused.

Therefore, the Host NA must prepare a MarComms plan - the first version of to be shared with FIH at the latest 12 months before the start of the Competition - and an appropriate level of marketing spend should be committed by the Host NA in respect of the Event. FIH will also prepare a MarComms plan to be shared with the host NA and participating countries describing global marcomms initiatives.

The marketing plan should take into account the coordination between FIH and the Host NA: internationally FIH takes the lead, with the Host NA leading on the national level. However, FIH and the Host NA work closely together to ensure that all activities are compelling, consistent and integrated to deliver a strong message.

To assist the Host NA, FIH makes available FIH Hockey Junior World Cup Brand Guidelines as further explained in sections 9.2 and 9.3 The manual provides guidance and advice on promoting and branding the Event as well as a number of guidelines and templates for artwork. FIH also has expert personnel on hand for the Host NAs to consult for support and input.

The Host NA is responsible for the production of all print, promotional and branding materials that are contained within the MarComms plan and also for making sure that the commitments to Commercial Partners are taken into account as laid out in section 12 of this Event Manual.

9.2 Event Logo, Event Title & Other Logos

The Event Logo, which includes the official title of the Event, will be developed and supplied by FIH and cannot be modified in any way. The Event Logo is a key element of identification for the Event and must be part of all visual promotional campaigns from the beginning. Additionally, the official title of the Event, as confirmed by FIH, must be used in any reference to the Event.

To ensure that the Event Logo, the Event title, the FIH corporate marks, Commercial Partner corporate marks and Commercial Partner Composite Logos (as described in section 12) are displayed in the correct format, style and position, the FIH Hockey Junior World Cup Brand Guidelines include detailed information for the use of these marks and logos.

All Event artwork including the Event Logo, Commercial Partners' logos, Composite Logos or any FIH intellectual property must be approved by FIH in writing prior to production.

9.3 Promotional/Print Materials, Branding & Signage

The FIH Hockey Junior World Cup Brand Guidelines include detailed information for the use of all marks and logos as well as the secondary elements which create the Event identity. FIH also provides a number of ready-made templates.

The Host NA must use the templates provided where possible and appropriate. Any additional artwork required is designed by the Host NA in accordance with the FIH Hockey Junior World Cup Brand Guidelines and using the secondary elements as provided. All artwork must be approved by FIH in writing prior to production.

The Host NA is required to produce:

- All promotional materials (including, but not limited to, all official advertising, TV commercials, posters, flyers, billboards and banners etc.);
- All print materials (including, but not limited to, Event stationery, tickets, passes, accreditations, press releases etc.);
- All Event branding materials which are a very important factor in communicating a coherent and professional image, look & feel (including, but not limited to, off-site branding such as billboards around the city and branding of Event vehicles as well as on-site branding such as boards, flags, fence scrim, uniforms etc.);
- All Event signage (including, but not limited to, directional signage, informational signage [such as prices at catering outlets] and recognition signage [such as sponsor recognition]).

The quality of all marketing materials must correspond to the Event's status as junior hockey's premier event and showcase.

The FIH Hockey Junior World Cup Brand Guidelines provide guidance on the inclusion of the Event Logo, full Event title, FIH corporate mark and the sponsor recognition strip (see section 12) in all the above materials. Marketing materials must not contain or include any trademarks of any party other than those of FIH, Host NA or Commercial Partners.

9.4 Event Programme

The Host NA must produce a programme book for the Event in full colour in accordance with the FIH Hockey Junior World Cup Brand Guidelines.

The Event programme must be published in English and should be available no later than three (3) days before the start of Competition, preferably free of charge for all stakeholders. It's also possible to produce a digital event programme.

The cover page of the Event programme must include: official Event title, date and place of the Event, Event Logo and the sponsor recognition strip.

The content of the Event programme as a minimum must include the following: presentation of each Team, list of appointed Event Technical Officials, Match Schedule, the history of the Event and a summary of the Competition format.

The Host NA must provide one (1) full page for the Welcome Message from the FIH President (first content page after table of content), including a photo of the FIH President. FIH will provide the Host NA with this content. Any further editorial content requested by FIH will be subject to discussion with the Host NA.

The Host NA must ensure that the Commercial Partners and FIH receive advertising as detailed in section 12. The Host NA must inform FIH of the technical print specifications and deadlines for the publication; FIH provides the Host NA with the advertising artwork of FIH Commercial Partners.

The content plan and final contents of the Event programme must be approved by FIH before production, no later than two (2) weeks before the start of Competition.

9.5 Event Song / Music & Mascot

The Host NA may create or designate an Event song/music. Any song or music created or designated serves mainly to promote the Event in advertising, off-site and on-site activities.

Any song/music should ideally reflect qualities of the Event (e.g. elite, passion, speed, skill, best of the best) and/or symbolise local or regional traits or customs. Any song/music should furthermore be a central element of the sport presentation programme.

Any event song/music must be approved by FIH no later than three (3) months before the start of Competition.

FIH has the right to develop and employ a mascot for and at the Event. Further to facilitating the supply of any mascot merchandise items, the Host NA must support all activities with the mascot on-site including but not limited to promotion activities, sweepstakes and photo opportunities. FIH will advise on what print and/or promotion materials the mascot image needs to be included.

In the event FIH will not exercise its mascot rights, the Host NA will be informed accordingly no later than 10 months before the Event. In such case, FIH may release the mascot rights at its sole discretion to the Host NA or a third party.

9.6 Ticketing

The ticketing strategy is important to the success of the Event. FIH and the Host NA must join efforts to ensure a packed stadium to provide good visuals on screen and a great Event experience for the fans and Teams.

The Host NA is responsible for the organisation of ticketing for the Event which includes the planning, the production of the Event tickets as well as all ticket sales and delivery processes.

Host NAs are required to share with FIH a ticketing plan which includes dates of launch, promotion actions, prices, seating plan and discounts. FIH will work with the Host NA to contribute to it..

The proposed ticket prices must be approved by FIH prior to the start of ticket sales and must be reasonable, non-prohibitive and non-discriminatory.

The Host NA may appoint an approved ticketing agent to conduct any or all such activities on its behalf, provided that all such tickets shall only be sold subject to applicable terms and conditions as agreed between FIH and the Host NA.

The Host NA must provide a ticket box office as described in section 4.3.5.

9.7 Website, Social & Digital Media

All aspects of the official online presence of the Event are overseen and managed by FIH including, but not limited to, the Event website on the FIH website, social and digital media channels (Facebook, X, Instagram, Youtube, Watch.Hockey etc.).

Featured content for the official Event website is created collaboratively by the Host NA and FIH, with FIH retaining operational and editorial control as well as the copyrights to all content created for the official Event channels, unless otherwise agreed.

The MarComms team (and other FIH Staff as appropriate and necessary) will work together with the Host NA to ensure consistent messages and engaging content is delivered across all channels and all Event information such as Venue, Match Schedule, ticketing and transport details, is communicated correctly, comprehensively and in a timely manner.

Where the local language is a language other than English, the Host NA and FIH shall cooperate with the aim of making at least important contents available in the local language(s) and across the various channels in a timely manner.

The Host NA may include certain Event coverage within its established online communications channels. This should focus on its team's preparations and performance as it would if it was a participating NA, including general Event information as required in the context of the Event. For details of the Event

beyond this, the Host NA communications channels should be referring the audience to the official online presence of the Event on FIH Channels.

Further details regarding Event communications and the online, social and digital media channels (including promotional plans etc.) are available in the FIH MarComms plan.



10. MEDIA

CONTENT OVERVIEW

This section covers the services and facilities that are needed to optimise Media coverage of the Event.

In addition to Broadcasters, Media attending the Event may include written and online press, photographers, radio journalists and non-rights holding TV news crews.

10.1 Accreditation & Access Control

A process for Media accreditation must be in place so that Media attending can be easily identified and allowed access to Media-specific areas.

The Media Accreditation process must start a minimum of six (6) months prior to Competition.

Under the direction and guidance of FIH, the Host NA is responsible for handling national applications for Media Accreditation. FIH handles international media and rights holding broadcasters' applications.

FIH has final say on all Media Accreditation requests at FIH Events. Only professional members of the Media, working for established Media organisations will be granted Accreditation.

FIH and the Host NA must agree before the start of the accreditation process on the maximum number of media accreditations available for both national and international Media.

The Host NA is responsible for providing visa invitation letters for any accredited Media who require such an invitation.

FIH has the authority to permit late accreditation requests from representatives of media organisations or agencies that will play a significant role in reporting both the Event and the sport.

The Host NA is responsible for printing all passes and distributing to both national and international Media at a designated location at the Venue prior to the start of the Event.

Any Media, domestic and/or international, accredited and present at the Event shall be subject to the terms and conditions for Media representatives at FIH events.

10.2 Media Centre

The Media centre is open to accredited Media from two (2) days prior to the start of Competition until the end of the Event. Opening hours should be from two (2) hours prior to the start of the first Match of the day to three (3) hours after the end of the last Match of the day, unless otherwise agreed with FIH. The operational hours must be communicated to all accredited Media. The Host NA must engage sufficient personnel, whether staff or trained volunteers, to run the Media centre as effectively as possible.

The Media centre must be close to the Competition pitch with easy access to the press tribune and must be spacious, well-lit, air conditioned or heated. It must include:

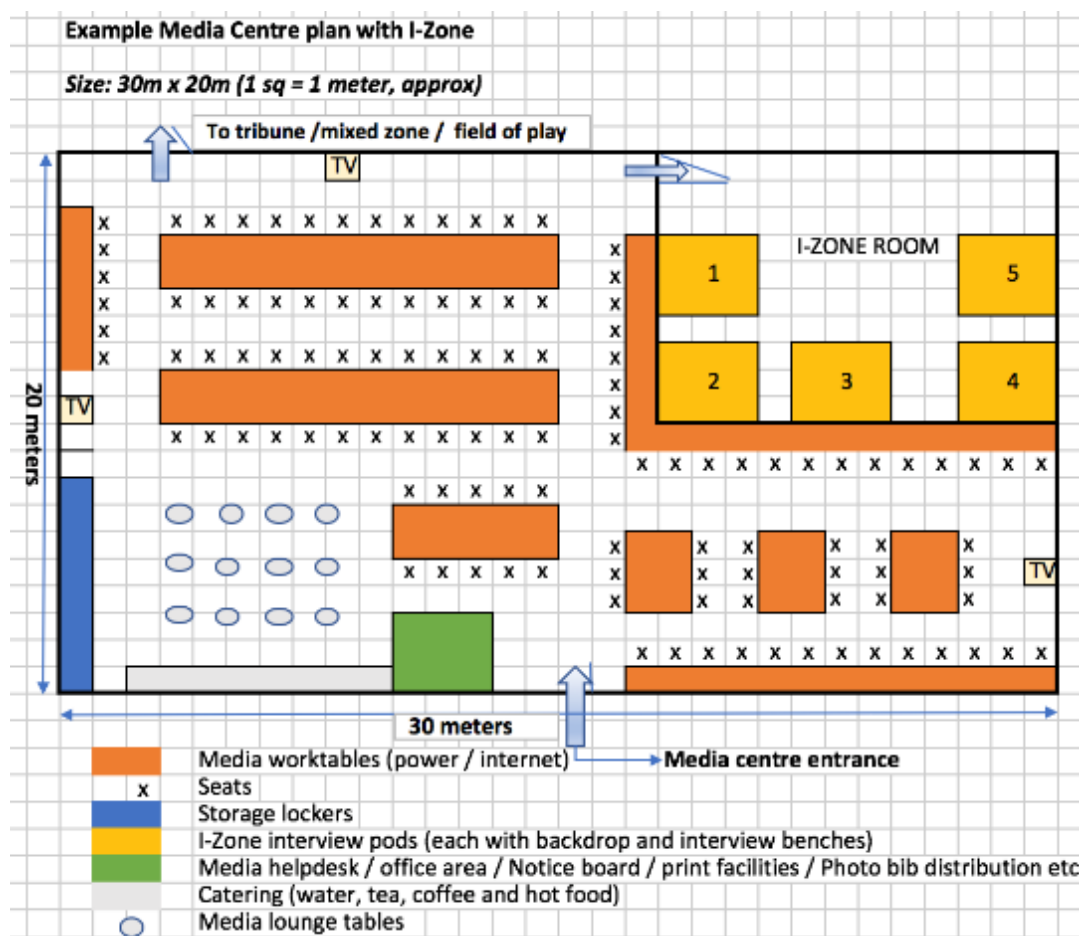
- A fully equipped reception area with Media centre staff work zone and printing facilities;
- A Media work zone with adequate provision of worktables, electricity, LAN and two (2) wireless internet networks (one [1] as back up), multiple televisions with live TV feed;
- The high-speed internet connection must be capable of simultaneously handling large amounts of data from the numerous photographers, videographers and reporters working at the Event with a

minimum download speed of 100 Mbps, an upload speed of at least 30 Mbps and a network bandwidth capable of handling in excess of 400 connections;

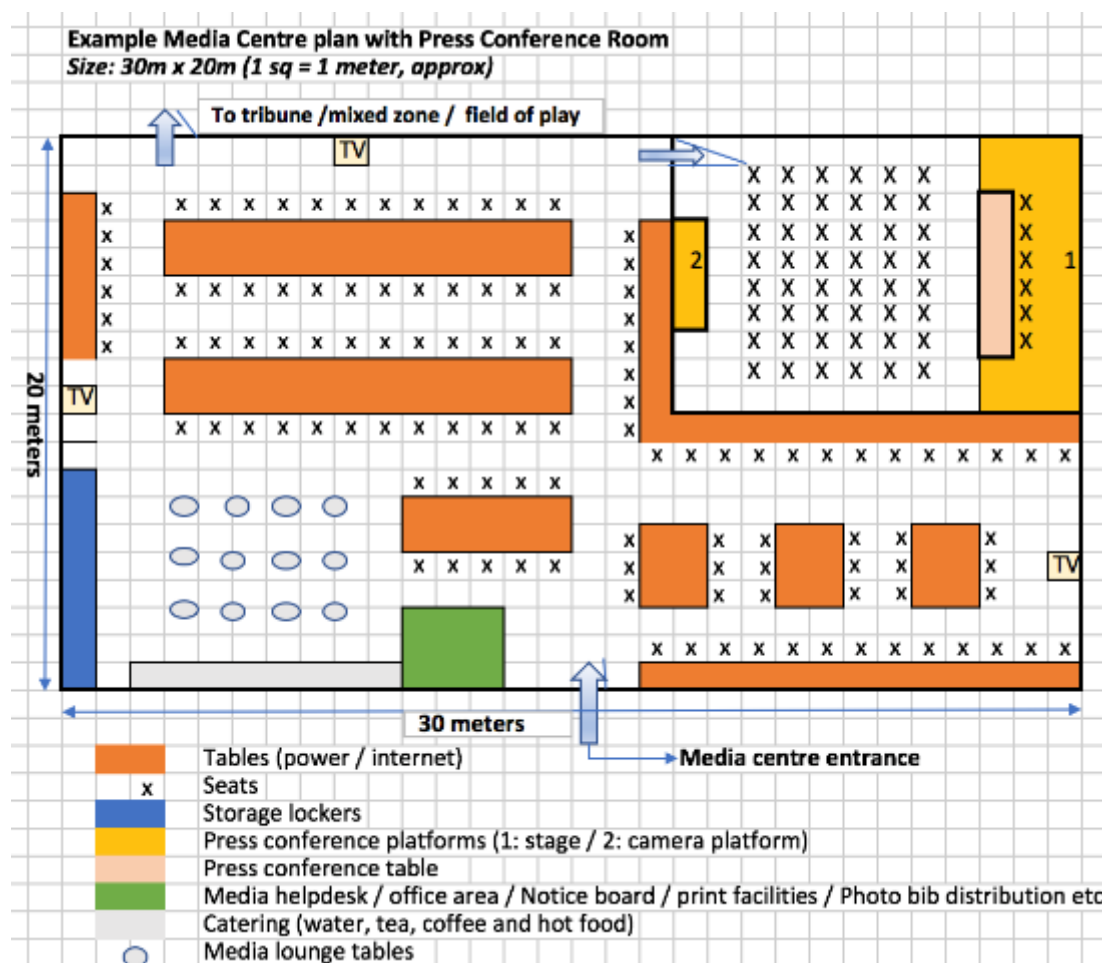
- Photographers' facilities including bib distribution for accessing designated photographer areas and a dedicated internet network;
- Lockable storage space of sufficient size for large, bulky photography and videography equipment (minimum dimensions: 45 cm in width, 45 cm in depth, 180 cm in height);

This service also applies to the Host Broadcaster and FIH Broadcast Partners.

Example floorplan of Media Centre (with I-zone)



Example floorplan of Media Centre with Press Conference room



10.3 Mixed Zone

An effective mixed zone is a critical operation at top-tier FIH events for both athletes and the Media. A mixed zone must be established in an area between where the athletes and coaches exit the Field of Play and the changing rooms, allowing them to easily stop for Media interviews after every Match. All athletes and coaches must use this exit, but they are not obliged to stop at the Media's request. The mixed zone must not be on the Field of Play.

Present in the mixed zone are Broadcasters, radio and written and photographic press, who have access to Teams in this order. It is essential that the LOC Media Manager assign staff to manage the flow of athletes through the mixed zone, manage Media access to the mixed zone and to assist with any services to the Media as required. Team media attaches who are present are also required to assist with mixed zone operations.

Media are not allowed to be on the athletes' side of the mixed zone.

The mixed zone must have a branded backdrop (in line with the requirements of the Commercial Rights and the FIH Hockey Junior World Cup Brand Guidelines) as well as a barrier separating the press from the athletes and coaches. The backdrop must be at least 12 meters long, or two (2) backdrops both of six (6)

meters in length. The mixed zone should also be covered to protect the Teams and the Media from the elements.

Secure Wi-Fi internet connections must be provided for the Media, with two (2) wireless internet networks (one [1] of which to be for backup) with at least 10 Mbps upload capacity. A contingency plan must be in place prior to the start of Competition should the internet networks fail during the Event.

10.4 Tribune

A covered Media seating area for each Competition pitch giving a dedicated, unobstructed view of the Field of Play with easy access to the Media centre and mixed zone must be provided. This needs to be a spacious, access-controlled area consisting of tabled seating for accredited Media, electrical outlets, LAN and two (2) wireless internet networks (one of which to be for backup) with at least 10 Mbps upload capacity. A contingency plan must be in place prior to the start of Competition should the internet networks fail during the Event. Ethernet cables must be provided for each user to use the LAN internet network.

It is a requirement that the tribune is large enough to cater for the number of Media in attendance at the Event. There should be a minimum of 75 tabled working positions in the tribune, with at least an additional 50 non-tabled 'observer' spaces for the Media. These numbers are only indicative and might be increased or reduced, once the Host NA is known. The Host NA Media team is responsible for managing the space and assisting the Media working there as and when required.

10.5 I-Zone

The I-zone (interview zone) is a comfortable, quiet area in the Media centre where the Media can interview athletes and coaches in a more relaxed environment. An effective I-zone is a critical operation at top-tier FIH events for both athletes and the Media.

The I-zone will be in operation at all top level FIH events where it is deemed possible, with press conferences, see section 10.6 below, in place of the I-zone at all other events. FIH will confirm to the Host NA whether an I-zone or press conferences will be required.



Requirements:

- The I-zone shall be located in a quiet, comfortable indoor space connected (or within close proximity) to the Media centre;
- The I-zone must be separated from the spectators' area and exits;
- The I-zone shall be made up of no fewer than six (6) pods, each of which must have a media backdrop in accordance with the FIH Hockey Junior World Cup Brand Guidelines and the Commercial Rights as well as benches for both the interviewer(s) and interviewee(s);
- All recorded athlete interview footage must be taken in front of a media backdrop;
- The Host NA Media team shall supervise the I-zone, with direction from the on-site FIH Media Operations Manager if required;
- The I-zone shall be spacious enough to accommodate the number of pods as mentioned above as well as the amount of Media in attendance at the Event. It must be large enough so that individual interviews without being disturbed by other working members of the Media can be conducted;
- Ease of access – the walking route that the Media will take to get to the I-zone from the tribune or the Media centre must be taken into consideration. Please try to make it as easy as possible for the Media to do their jobs;
- Sealed bottles of water must be available for the athletes at each pod;
- Secure Wi-Fi internet connections must be provided for the Media, with two (2) wireless internet networks (one [1] of which to be for backup) with at least 10 Mbps upload capacity. A contingency plan must be in place prior to the start of Competition should the internet networks fail during the Event.

10.6 Press Conferences

At Events not featuring an I-zone, a fully functioning press conference facility and operation must be in place. As agreed with FIH Staff prior to the Event, press conferences will take place after each Match. Match day -1 press conferences may also be required, depending on the Match Schedule for the Event. If a press conference is required or requested, Team captains and head coaches from both Teams are required to attend. Other individuals (athletes or Team staff) may be requested to attend if there is high Media interest.

The LOC Media Manager should facilitate the conference with respect to getting the required personnel to the press conference room and introductions of the captains and coaches and facilitation of questions from the Media and answers from the interviewees.

Interpreters must be made available at the press conferences for athletes and/or coaches who do not have the necessary language skills to meet the Media's needs. For cost-efficiency, these interpreters may be the Team Liaison Officers or students rather than fully qualified interpreters. All press conferences must be held in, or translated to, English in order to ensure that international Media are catered for.

The press conference room must be in close proximity to the Media centre and capable of seating a minimum of 50 journalists, being equipped with head table, seating, sound system and branded backdrop.

This service also applies to the Host Broadcaster and FIH Broadcast Partners.

The following equipment should be available:

- Sound system (at least five [5] microphones for the announcer, coaches and players, interpreters, at the desk);
- Stage and professional stage lighting;
- Branded press conference backdrop (in accordance with the FIH Hockey Junior World Cup Brand Guidelines);
- A minimum of five (5) chairs at the press conference table;
- Sealed bottled of water at each seating position;
- Mobile microphones for journalists to ask questions;
- Tables underneath speakers for journalists to place audio recording equipment (phone / dictaphone). No recording equipment should be placed on the top table;
- Seating for a minimum of 50 journalists;
- Secure Wi-Fi internet connection must be provided for the Media;
- Raised platform with power and audio outputs for TV crews at the back of the room.

10.7 FIH Media Kit

The Host NA must provide Media information for inclusion in the official FIH Media Kit, as requested by FIH, for example Wi-Fi passwords, Media centre opening hours and information about photography bib distribution.

In line with the Event sustainability plans, any communication to the Media should be electronic wherever possible and practical. The printing and distribution of starting line-ups, results sheets and start of day tournament statistics to the Media are essential parts of the operation. However, media should be urged to get that information from www.FIH.hockey.

10.8 Media Lounge area

The Host NA must provide a Media lounge area with refreshments and food throughout each day of the Competition period (minimum of snacks and sandwiches) and a range of hot and cold drinks (as a minimum coffee, tea and water).

10.9 Photographer Positions

To ensure that the best possible images can be taken, dedicated photographer positions – located in at least three (3) pitch-side photo zones – must be provided at any Competition pitch. These will be defined by FIH Staff in advance of the Event following discussions with the Host Broadcaster or the Production

Services Company, FIH Broadcast partners and the Event organisers. However, the following requirements apply to all events:

- All photographers who enter the dedicated photography zones are required to wear an individually numbered bib which must be visible at all times for identification purposes;
- The host NA is responsible for providing the photographers bibs; the bibs for the Official Photographers must be of a different colour than those for the other photographers;
- Photographers are not permitted inside the LED / advertising boards surrounding the field;
- Photographers are not permitted to shoot in the areas directly behind the goal-scoring circles;
- Photographers are required to follow the directives of the FIH Staff and Host NA Media team at all times;
- Photographers are not permitted to approach or pass through the Team benches;
- Where possible, photographers will be allowed to work from unoccupied spectator seats.

The Host NA must appoint a Photography Manager, supported by a small team of volunteers, to oversee Event photo operations.

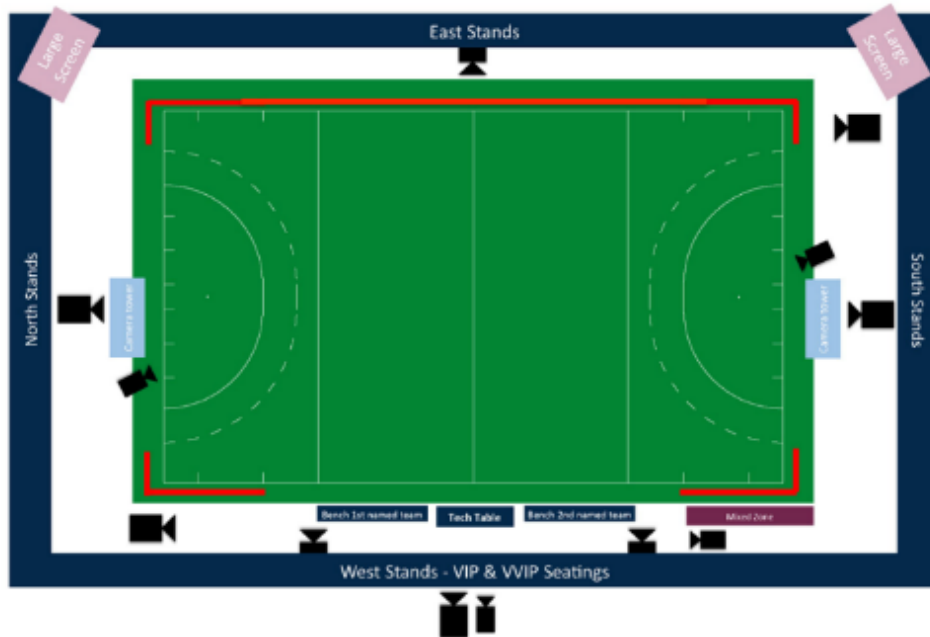
Pitch-side internet: High-speed WiFi or dedicated LAN internet cables for each FIH approved photo agency is also a minimum requirement.

Due to hockey photographers wishing to shoot from low positions, the use of photo benches is highly recommended.

FIH in collaboration with the Host NA Media team will distribute photographer guidelines prior to the start of Competition.

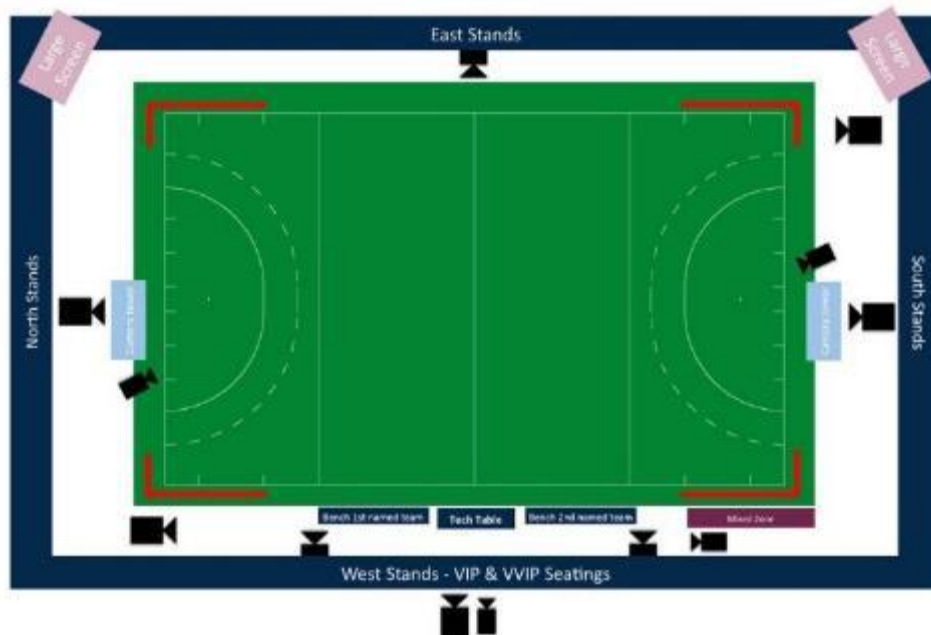
Photographers will need dedicated wireless networks (one [1] of which is for backup) with at least 10 Mbps upload capacity, and large lockers capable of housing their equipment.

Example 1: Preferred photographer positions



Photographers are permitted to shoot in the dedicated photography areas indicated in red on the above graphic (behind LED / advertising hoardings).

Example 2: Alternative photographer positions



Photographers are permitted to shoot in the dedicated photography areas indicated in red on the above graphic (behind LED / advertising hoardings).

FIH Official / Host NA Photographers

In order to gather imagery from VIP and other 'behind the scenes' areas of the Venue, official photographers – a maximum of four, two representing FIH and two representing the Host NA – may require greater levels of access than other accredited media photographers. The official photographers must be provided with a different coloured bib to distinguish them from other photographers so that Venue staff can clearly identify them as having increased access.

Note: Please be aware that official photographers have no access inside the fence perimeter of the Field of Play before the match (for example, for team huddles) but not during a Match. If pictures need to be taken on the Field of Play after a match (e.g. Player of the Match), then access to the Field of Play will be granted. The same applies to the presentation ceremony at the end of the Competition for the designated positions. Other than that, official photographers must adhere to the guidelines followed by all other accredited photographers, shooting Matches from the agreed photography positions only. Official photographers must be fully briefed prior to any activity on site.



11. BROADCAST

CONTENT OVERVIEW

This section covers the services and facilities that are needed to optimise FIH Broadcast partners' coverage of the Event.

The event will be produced by the production partner appointed by the host upon approval by the FIH. Production partner will guarantee live Broadcast quality production of the event following the Broadcast specification guidelines of FIH

11.1 Responsibilities

HOST, in conjunction with host Broadcast appointed partner, is responsible for television production WF of the Event under the FIH Tv broadcast production guidelines.

- Contracting all equipment and personnel required for production;
- WF Talents
- Live Match coverage;
- Providing all IP encoders/uplink facilities and satellite space;
- Producing all news and highlights packages if required;
- All archive requirements.

The Host NA is required to provide services and facilities at the Venue including but not limited to:

- Providing free access to the Venue;
- Tv compound Area for OB-Band or/ PCR room- table, chairs, AC, and Frigo
- Parking facilities for TV trucks;
- Scaffold towers for cameras if required (refer to standard camera plan below);
- Specific space within the Venue if required for production areas;
- Space for commentary facilities and one (2) cabin for international commentator (space for other cabin may be required for local commentators);

Studio (Physical space)- Right Holders

- Power for the broadcast compound (typically a generator);
- 2 x Internet lines Fiber I connectivity symmetric and dedicated 1Gygabit. Networks including LAN and one (1) wireless internet network dedicated to the TV compound – as mentioned in section 5.1.4
- Overnight security for all broadcast facilities.

Camera and specifications FIH Hockey Junior World Cup.

Please note that the concrete setup and specifications shall be reviewed after a site visit view.

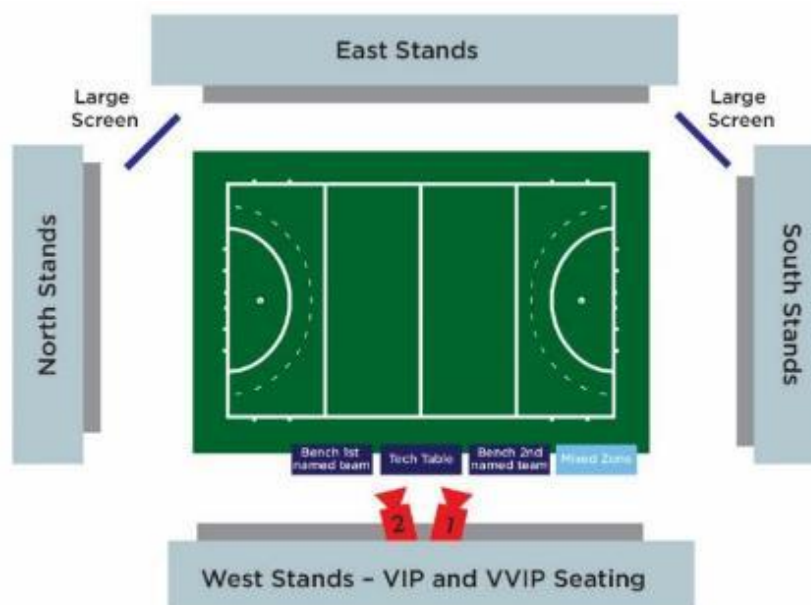
Minimum camera plan with the sun orientation

Main camera 1 and 2 always have to be installed on the west stand.



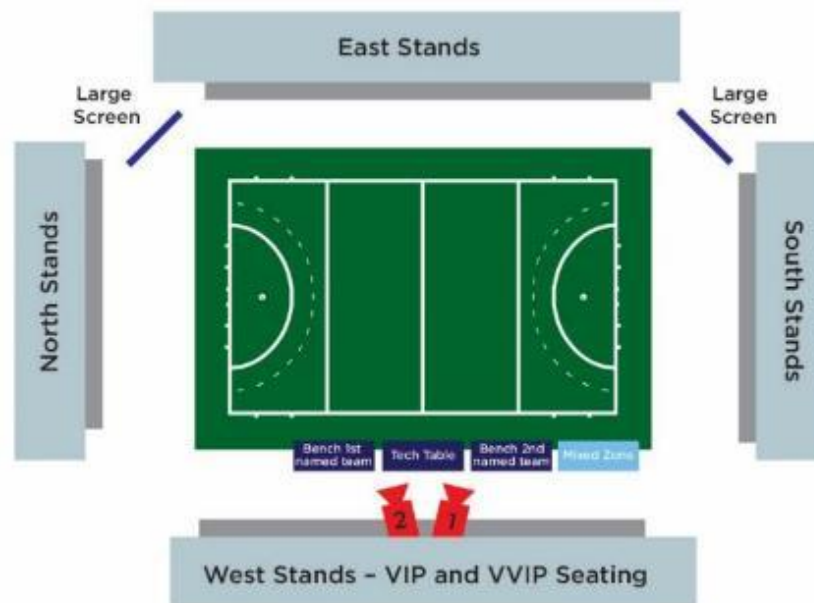
- Camera 1: Centre Line
- Camera 2: Centre Line, Left of Camera 1
- Camera 3: Bench/Presentations
- Camera 4: Line 22
- Camera 5: Line 22
- Camera 6: Cameraman/High Behind Goal
- Camera 7: Cameraman/High Behind Goal
- Camera 8: Mini Cam
- Camera 9: Mini Cam
- Camera 10: SSM
- Camera 11: Video Umpire

**Camera specification to be defined by FIH*



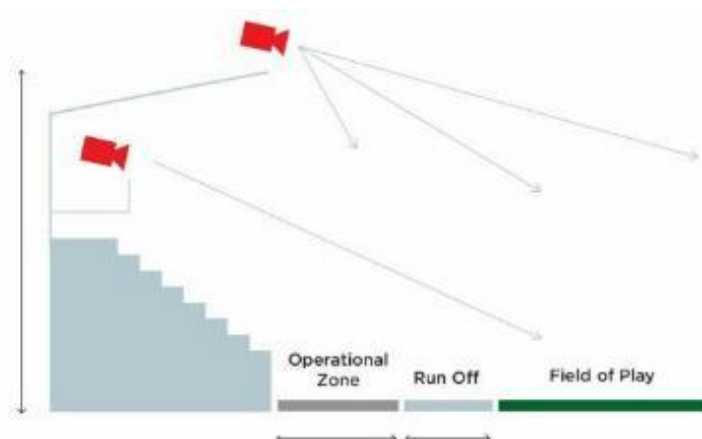
Plan with the seats / spectators

Main camera 1 & 2 must always face east side. It also must always face the most crowded spectator stands.



Main camera positioning

The main camera will always have to be displayed on a platform at a minimum 8m high with at least 7m recedes from Field of Play.



Note that the following services for Media also apply for Broadcasters (refer to section 10 for details):

- Accreditation and access control;
- Media centre services;
- Mixed zone operations;
- I-zone / press conferences.

FIH appoints a TV Coordinator to liaise with the Host NA regarding all matters concerning broadcast / streaming of the Event and to check progress on preparations.

11.2 Rights

- All domestic and international broadcast, video and online rights of the programme of the Event, including all forms of television, are the property of FIH.
- All matches will be live stream on the FIH OTT platform non-exclusives bases behind the paywall – matches will be broadcasted Worldwide.



12. COMMERCIAL RIGHTS

CONTENT OVERVIEW

This section provides the Host NA with information on the Commercial Rights allocation for the Event and explains how the Sponsorship Rights allocated to FIH and Host NA Commercial Partners shall be delivered.

12.1 Allocation of Commercial Rights

The Commercial Rights for the Event are reserved with FIH. In the event, that the bidding nation's offer for commercial rights and hosting is accepted by FIH, the commercial rights will be split between FIH and Host Nation as reflected in the sponsorship matrix below (section 0) subject to Hosting Agreement to be signed by both parties. In the event of any inconsistency between the Hosting Agreement and the Event Manual then the Hosting Agreement will always prevail.

12.2 Commercial Partners

Once the allocation of rights is finalised, both FIH and Host NA will be able to attract Commercial Partners for the Event. The established commercial structure consists of different sponsorship packages and Commercial Partners have access to certain rights and benefits, depending on which package they buy. For sake of clarity, there is no Title or Presenting Partner tier for this event. However, FIH reserves the right to add or amend all/any tiers of partnerships for its events and hence all partner designations must be approved by FIH in writing.

For both the Men's and Women's Junior World Cup, the sponsorship packages and sponsor hierarchy are as follows:

- Global Leadership Partner
- Global Partner
- Host Partner
- Global / Official Partners
- Official Suppliers

12.2.1 Allocation of Sponsorship Packages

Unless otherwise agreed in the Hosting Agreement the following packages are allocated and may be sold respectively by FIH and the Host NA. Any variations to this will be reflected in the Hosting Agreement signed between FIH and the Host NA.

Details of the Sponsorship Rights and benefits contained in these packages can be found in section 0.

	FIH	HOST NA
Global Leadership Partner	1 package	
Global Partner	4 package	
Host Partner		1 package
Global / Official Partner	3 packages	4 packages
Official Supplier		3 packages

Given that both the Host NA and FIH will be selling sponsorship packages, it is important that a coordinated sales process is established to prevent conflicts of exclusivity. The sales process for this, which may involve certain brand categories being reserved exclusively for either FIH or the Host NA, will be detailed within the Hosting Agreement.

12.2.2 Sponsorship Package Rights & Benefits

The following table lists the rights and benefits that may be awarded to each level of Commercial Partner by FIH and Host NA. The rights and benefits are explained below the table.

FIH Hockey Junior World Cup 2027 - Sponsorship Matrix

	FIH					HOST NA					FIH+NA Total
	Global Leadership Partner	Global Partner	Global Supplier	FIH / Event	Total	Host Partner	Official Partner	Official Supplier	Host / Event	Total	
PARTNERSHIP RIGHTS	1	4	3		8	1	4	3		8	16
Product category exclusivity (including advertising, sales, services, promotion, etc.)	On selected categories	On selected categories	On selected categories			On selected categories	On selected categories	On selected categories			
Designation	Global Leadership Partner	Global Partner	Global Supplier			Host Partner	Official Partner	Official Supplier			
Use of Composite Logo in promotion and communications	X	X	X			X	X	X			
ON-SITE BRANDING AND PROMOTION											
PERIMETER BOARDS											
4m boards in primary position (50 total)	6	4	1	1	26	4	4	1	1	24	50
4m boards in secondary position (22 total)	2	2		1	11	2	2		1	11	22
4m boards in central position (4 total)	2 boards for Event Logo				2	2 boards for city name				2	4
LED boards full ring (if available) in minutes (60 mins per game)	7.5	Up to 6 mins max. (Total 21.5 mins)	1	0	32	6	Up to 5 mins max per partner (total 18 mins)	1	1	28	60
Second tier branding (if available)	50%				50%	50%				50%	100%
GOALS											
Inside goal boards (both goals)						X (1 partner)					
Outside goal boards (both goals)	X (1 partner)										
CAM CARPETS (if available)											
Goal-side positions, inside circle penalty corner position	2				2					0	2
Goal-side positions, inside circle non penalty corner position					0	2				2	2
Penalty corner positions, outside circle		2			2					0	2
Non Penalty corner positions, outside circle					0		2			2	2
BACKDROPS											
Media backdrops	15%	10%			55%	9%				45%	100%
Video umpire backdrop	50% (one partner)			50%	100%					0%	100%
OTHER PITCH-SIDE BRANDING ELEMENTS											

Player Walk Out branding, e.g. wedges – may vary depending on event presentation as defined by FIH; sizes and locations to be mutually agreed	2 boards (50%) (one partner)			50%	2 boards (50%) (one partner)			50%	100%
Sin bin branding	1 sin bin (one partner)			50%	1 sin bin (one partner)			50%	100%
Team benches	X (one partner)			50%	X (one partner)			50%	100%
SPORTS PRESENTATION BRANDING									
Ball pick up podium – event branded; as players enter pitch				Event Logo					
Trophy podium – event branded	X			Event Logo					
Trophy ribbons – printed logos on ribbons				X					
Tunnel – event branded / entrance branding	X	X		X		X	X		
Entrance Arch	X	X				X	X		
Branding on cheerleader podium and costumes	X			X					
AUDIO / VIDEO ANNOUNCEMENTS									
In-Venue announcements	X	X	X			X	X	X	
Advertising on video board	Pre-Match: 2,5 min for FIH / FIH Commercial Partners Half-time: no FIH Commercial Partners Post-Match: 4 min* for FIH / FIH Commercial Partners *(to be reduced to 2,5 in case of insufficient time in between matches)					Pre-Match: 2,5 min for Host / Host Commercial Partners Half-time: no Host Commercial Partners Post-Match: 4 min* for Host / Host Commercial Partners *(to be reduced to 2,5 in case of insufficient time in between matches)			
Video board branding	X			X		X			
IN-VENUE ACTIVATION									
Activation for crowd entertainment	X	X	X			X	X	X	
Half-time activation	up to 4 FIH Partners					up to 4 Host partners			
Contest and promotions	X	X	X			X	X	X	
PRODUCT DISPLAY									
Display stand, trade stand and/or sales area/spectator plaza (min 50sqm)	X	X	X			X	X	X	
Product display	X (one partner)					X (one partner)			
Spectator give-aways	X	X	X			X	X	X	
PRINT MATERIALS AND ON-LINE PRESENCE									
Print materials (Event stationery, accreditation, press releases, press passes/accreditation, hospitality passes, match tickets etc.)	X	X	X			X	X	X	
Promotional material (Event advertising, posters, flyers etc.)	X	X	X			X	X	X	
Page/s in official Event programme	Two full pages (including inside front cover)	One full page	Half page			One full page	One full page	Half page	
Logo recognition on Event Website with hyperlink	X	X	X			X	X	X	
FIH website logo presence with hyperlink	X	X	X						
UNIFORMS									

Event Officials' uniform branding	X (one partner)		X								
Event volunteers'/flag bearers' uniform branding				Event Logo		X					
Event ball patrols' uniform branding				Event Logo							
Children escorting the teams						National Team Kit					
Ball deliverers uniform, children who walk on pitch with umpires, collect ball from plinth – subject to sport presentation branding to be approved by FIH						National Team Kit					
AWARDS / CEREMONIES											
Player of the Match						X					
Best Player	X (one partner)										
Top Scorer	X (one partner)										
Other awards				as needed					as needed		
Opening / closing ceremonies representative				as needed					as needed		
Medal ceremony podium – event branded	X	X				X	X				
LICENSING											
Event merchandising				X							
CLIPS & IMAGE RIGHTS											
Videos/photographs for promotions & activations	X					X					
TICKETS / PASSES											
VIP / GA tickets / parking passes, etc.	see information below					see information below					

FIH reserves the right to edit the above-mentioned rights.

Product Category Exclusivity

Each Commercial Partner is granted exclusivity within its respective product category as defined by the respective sponsorship agreement. This means that no other company can be granted any sponsorship rights within the same category unless agreed by both FIH and Host NA.

The Host NA must use best endeavours to protect the product exclusivity of every Commercial Partner; this includes preventing and if necessary, dealing with any cases of ambush marketing.

In exploiting their respective Sponsorship Rights (including, for the avoidance of doubt, the Host City Partner rights), the Parties shall, without limitation, respect the following restrictions and procedures:

The following categories of potential Commercial Partners are reserved exclusively for sale by the Host:

- City name;
- Bus and/or train operators;
- Cars and car rental;
- Dairy products (incl. milk, butter, infant formula)
- Department stores;
- DIY stores;
- Flower suppliers;
- Food catering services;
- Human resource suppliers;
- Legal;
- Mining;
- Office supply retailers;
- Petrol stations;
- Retail banking;
- Supermarkets;
- Insurance

- Medical Services
- Beer
- Water/Carbonated Drinks/Energy Drinks
- Telecom Networks
- Utilities (gas, electric, water etc.);
- Waste management services.

All and any category not mentioned above, as in the allocated categories for the Host Nation, are reserved with FIH. Any exception or deviation on category split has to be approved by FIH in writing.

Use of Official Designations

In line with the sponsorship packages as per section 0 and the sponsorship matrix above

- the designation “Global Leadership Partner”/ “Global Partner” /“Global Supplier” is granted to FIH Commercial Partners
- the designation “Host Partner” / “Official Partner” / “Official Supplier” is granted to Host NA Commercial Partners

to be used in the activation of their sponsorship of the Event.

Ticketing Data Ownership

FIH will have the full ownership of all ticketing customer data from the Event and the host will ensure that the data is shared with FIH at the end of the event. The host will work with FIH to ensure all relevant privacy notices are served for compliance purposes.

Use of the Event Logo and Composite Logo

The Host NA must use the Event Logo on all marketing, promotional and branding materials as described in section 9.2 and 9.3.

Subject to FIH approval, all Commercial Partners have the right to a Composite Logo which includes the Basic Event Logo and the respective Commercial Partner’s logo. This Composite Logo can be used by the Commercial Partner for advertising, sales promotions, packaging and publications to promote their involvement with the Event. FIH supplies to the Host NA the design and layout for the Composite Logos. The Commercial Partners do not have the right to use any other logos and marks of the Event or of FIH unless specifically granted these rights by FIH. This includes FIH words and logos, FIH branding elements, any FIH tag lines and any composite FIH logos.

Perimeter Boards

Perimeter boards offer substantial visibility to the sponsors and are placed around the pitch in view of the main TV cameras/primary position.

All the perimeter boards should be of uniform dimensions of four (4) metres in length and one (1) metre in height and be made of a solid material. The position of all the boards is decided by the FIH. A single board bearing the name of the Event and/or (at the FIH's discretion) the FIH logo is placed at the half-way point of the side-line on both sides.

The perimeter boards must be visible at all times without any obstruction obscuring visibility during Matches. They must be repaired or replaced in case of damage caused during Competition or training.

The Host NA must produce and install all the perimeter boards for the Event and, when the Event has finished, the boards must be dismantled as necessary. The FIH is responsible for the cost of its Commercial Partners' and the FIH's boards (incl. design and production, but excluding delivery, installation and removal) and the Host NA for its Commercial Partners' boards.

Subject to costs and the approval of the FIH, an LED (or LCD) system of rotating signage is permitted to be used instead of fixed boards. In this case the rotation time is divided among the sponsors, pro-rata, according to their share of the fixed board positions.

Second-or higher-tier board or other advertising is not permitted unless agreed by the FIH.

Goals Boards, Cam Carpets and Team Benches

The production of the branding to be used for the goal boards, cam carpets and Team benches is the responsibility of the Host NA, according to size and design provided by FIH. FIH and the Host NA will be responsible for the cost of their respective Commercial Partners' branding.

Necessary instructions and specifications are provided by FIH about the production of these branding items. Specifications for the cam carpets must be agreed with FIH before production.

Sin Bins

The sin bins must be visible at all times without any obstruction obscuring visibility during Matches. They must be repaired or replaced in case of damage caused during Competition or training. The Host NA must produce and install all the sin bins for the Event. The FIH is responsible for the cost of its Commercial Partners' branding.

Backdrops

The Host NA is responsible for the production and costs of four (4) different backdrops as follows:

- Press/I-zone backdrop(s);
- Flash interview backdrop;
- Mixed Zone backdrop;
- Video Umpire backdrop.

The press/I-zone backdrop(s) must be used for all press conferences and be of a suitable height and width, positioned behind the head table, covering the entire width of the table. In case of

one-to-one seated interviews, the host must provide a dedicated area, which includes chairs/stalls (so called I-zone) with media backdrops allocated.

The flash interview backdrop must be on a solid structure (meeting quality standards) and mobile (if possible, on wheels) so it can be used for all post-Match on-field interviews. The height and width of the flash interview backdrop must be an appropriate size in order to allow all eligible Commercial Partner logos to be in the camera view.

The mixed zone backdrop needs to be located in a place to ensure that it is visible for all mixed zone interviews.

Only the Global Leadership Partner, Global Partner, Host Partner and Global/Official Partners may have their logos on the backdrops. Suppliers do not have the rights on the backdrops.

Based on the actual dimensions, FIH will provide templates for all backdrops with the allocation for all eligible Commercial Partner logos and it is the responsibility of the Host NA to populate the template with all Commercial Partner logos and to produce each backdrop after final FIH approval.

Promotion, Print Materials and Signage

All Commercial Partners are included on a Commercial Partner recognition strip to be used on print, promotional and signage materials. For some items of print and promotional materials there may not be sufficient space to include all Commercial Partner logos and, if agreed by FIH, the Global and Official Suppliers logos may not appear on certain materials.

FIH creates the strip and provides it to the Host NA. FIH may develop more than one (1) layout to meet the needs of different materials. The size of the logos differs among the different levels with Global Leadership Partner and Host Partner always having greater presence than Global Partners and Official Partners, and Official Partners always having greater prominence than Official Suppliers.

The order of appearance of the Commercial Partner logos matches the hierarchy of sponsor packages described above.

Event Programme

The Global Leadership Partner is entitled to two full pages within the Event programme including the inside front cover of the Event programme. The Global Partner, Host Partner, Global and Official Partners are entitled to a full page and Global and Official Suppliers are entitled to have a half-page within the Event programme. Details on the content of the Event programme can be found in section 9.4.

Event Website

The logos of all Commercial Partners appear on the home page of the Event website, with a hyper-link to each respective Partner's website. Full details about the Event website can be found in section 9.7.

Display Stands, Trade Stands and/or Sales Area

FIH and FIH Commercial Partners have the option to display and/or sell their products and services inside the Venue during the Event, depending on space available and the Venue infrastructure.

FIH and each FIH Commercial Partner must receive (if required) free of charge a minimum space of 50m², including basic infrastructure, power supply and Wi-Fi. With regard to any additional elements required, each FIH Commercial Partner will be responsible for the erection, installation, branding, interior fitting and dismantling in the space provided, and all costs associated therewith.

FIH informs the Host NA four (4) months before the Competition whether FIH or any of the FIH Commercial Partners decide to exercise their rights to have a display or trade stand and/or sales area.

The Host NA provides one (1) or several storage areas where the Commercial Partners with display stands can store and lock their goods at the cost of the respective Commercial Partner. Furthermore, a minimum of five (5) staff accreditations must be provided for each partner to effectively manage its area.

Product Display

One (1) FIH Commercial Partner (either the Global Leadership partner or a Global Partner) and one (1) Host NA Commercial Partner (either the Host Partner or one of the Official Partners) have the right to have one branded product display near the pitch, behind the perimeter boards on an elevated position in TV-camera arc. Therefore, 60 days in advance to the start of the Competition the Host NA must provide a detailed plan of the Competition pitch including the suggested position of the product display.

The display must be in a clear zone, visible on TV cameras and not being obstructed by other objects or people (i.e. boards, photographers, etc.). It is the responsibility of the Host NA to keep this area clear at all times for the duration of the Event.

The final position of the product display is subject to FIH's approval.

The Host NA should facilitate the production of the product display incl. setup by advising a local supplier/vendor with reasonable and competitive prices. Moreover, the Host NA must provide on-site support to facilitate the arrival and setup of the product display at the Venue. FIH is responsible for all related costs of the product display including installation and removal.

In case there is also product on display from one of the Host NA Commercial Partners, FIH will have the first choice of position.

FIH Partners also have the right to its product display in key positions near the entrances to the Venue, in the outer concourse of the Venue or in the spectator plaza. This area should be made available free-of-charge. The surface area required depends on the product to be displayed and will be confirmed to the Host NA in advance of the Event.

Spectator Give-Aways / Premiums

Give-aways and premiums are items of non-retail merchandise bearing a Commercial Partner's marks which are given away free-of-charge to advertise or promote the Commercial Partner's association with the Event.

All premiums (design and distribution) must be approved by the FIH and must not undermine the sale of official merchandise at the Venue.

Advertising on Video Board and In-Venue Announcements

The Global Leadership Partner and all Global/Official Partners and Global/Official Suppliers have the right to show a 30-second advertisement on the video board(s) at the Venue subject to availability and the applicable broadcasting regulations.

All advertisements shown must be approved by the FIH no later than one (1) month before the start of Competition. In general, the Global Leadership Partner advertisement is shown first, and the others are then shown in the alphabetical order of the Global and Official Partners' names and then the Global and Official Suppliers.

At a minimum, the advertisements are shown before each Match and after each Match, and are coordinated to avoid conflict with the sport presentation programme.

VIP Packages and Tickets

Commercial Partners receive a fixed number of VIP packages at no additional cost for each session of the Event. The seating location of the VIP tickets must be agreed between the Host NA and FIH during the ticket planning process. They must be in the main stand along the side of the pitch and on the centre line.

As highlighted in the below table, Commercial Partners have to receive the following allocation per each session:

	FIH					HOST NA					FIH+NA Total
	Global Leadership Partner	Global Partner	Global Supplier	FIH / Event	Total	Host Partner	Official Partner	Official Supplier	Host / Event	Total	
PARTNERSHIP RIGHTS (TICKETS)	1	4	3		8	1	4	3		8	16
VIP tickets per day	20	10	3	5	74	TBD	TBD	TBD			
General Admission tickets per day	20	10	3	30	99	TBD	TBD	TBD			
VVIP parking tickets	5	2		3	16	TBD	TBD	TBD			
VIP parking tickets	5	3	1	5	25	TBD	TBD	TBD			
Option to purchase a certain number of tickets at discount of face value	X	X	X			X	X	X			
Dedicated hospitality area and construction of hospitality unit with sponsor branding in own tent	X	X				X	X				
Staff accreditation to manage on site activation	X	X	X			X	X	X			

The Commercial Partners have the right, subject to availability, to purchase additional tickets and VIP packages at 75% of face value.

FIH is entitled to a minimum of 30 free of charge general admission tickets per session. A reasonable number of additional tickets may be requested and FIH notifies the Host NA three (3) months in advance of the exact number required.

All VIP packages and tickets must be delivered to the FIH no less than one (1) month prior to the start of the Event.

If any Commercial Partner wishes to use tickets for external promotional purposes, this needs to be approved by FIH.

Hospitality

FIH and the FIH Commercial Partners have the right to create and run dedicated branded hospitality areas for their guests at their own cost. The space provided by the Host NA must be a minimum of 40 m2 per hospitality area with access to power and water free-of-charge.

All associated costs with the construction, installation, food and beverage are covered by the FIH or the FIH Commercial Partner respectively.

A minimum of five (5) staff accreditations must be provided per hospitality area to effectively manage the hospitality programme. The catering and services staff should all be allowed access to the hospitality area with workforce accreditation.

The FIH informs the Host NA six (6) months in advance of the Competition of the space required.

Television Graphics

FIH produces graphics for the TV broadcast which incorporates the Basic Event Logo. Where possible, subject to broadcast restrictions and FIH approval, the Event Logo and/or Global Leadership Partner logo may be incorporated. FIH may also sell the right to include logo insertions for other global partners as needed (in addition to the sponsorship packages mentioned above).

Uniforms

FIH provides all Event Technical Officials clothing for the Event, including umpiring shirts, and retains the rights for all branding.

As explained in section 5.1.6, the Event Logo, including the Global Leadership Partner logo, appears on the volunteers' and Ball Patrol uniforms. The final design and look of the volunteers' and Ball Patrol uniforms, including any sponsor branding, must be approved by the FIH before production, but no later than three (3) months before the start of the Event.

Post-Match Awards

FIH may grant the Host Partner the right to make a presentation of one (1) post-Match award, to be presented after each Match. If this right is granted, FIH will inform the Host NA of awards being presented no later than three (3) months before the start of the Event.

Prohibited Categories

The Host NA should not enter into agreement with companies related with the below categories and the following categories of advertiser are prohibited from sponsoring any content:

- Political advertising
- Advertising for faith, religion and equivalent systems of belief
- Advertising for adult products and services
- Advertising for tobacco/cigarette products
- Advertising for weapons and gun clubs

Sponsorship by advertisers in the following categories must be approved in advance by FIH:

- Governments and Government agencies (except tourism boards and trade or investment boards)
- Charities, foundations and non-governmental organisations
- Lobby groups
- Betting, gaming, gambling, casinos and lotteries
- Any product or service which shares a name or trademark with a prohibited product or service, sometimes referred to as 'surrogate advertising'

Licensing and Merchandising

All licensing and Merchandising right related to the FIH Hockey Junior World Cup are owned and retained by FIH. For further information regarding mascot rights refer to section 9.5.

Other Rights and Benefits

FIH reserves the right to create rights and benefits in addition to those listed here. It also reserves the right to provide additional rights to its commercial partners.

The Host NA may request additional rights for their Commercial Partners that fall outside those listed in the above table. Such requests will be considered on a case-by-case basis by FIH and may be granted at the discretion of FIH. FIH may reasonably decide to grant such requests only if the additional rights are extended to its Commercial Partners.



13. LEGACY & SUSTAINABILITY

CONTENT OVERVIEW

This section provides advice on how to maximise the Event's impact beyond operational success by leaving a lasting legacy. It also includes best practice for running an environmentally sustainable Event.

13.1 Basic Considerations

Legacy

The FIH Hockey Junior World Cup can provide major opportunities for positive improvement and lasting legacies. Similarly, a lack of vision and poor management of the FIH Hockey Junior World Cup impact can translate into missed opportunities and a burden for the host. No FIH Hockey Junior World Cup should ever pass through a city/nation without leaving a lasting positive impression.

FIH Hockey Junior World Cup legacy is the result of a vision. It encompasses all the tangible and intangible long-term benefits initiated or accelerated by the hosting of the FIH Hockey Junior World Cup for people, cities/territories and the global development of hockey.

Sustainability

Sustainability is an equally important factor when organising FIH events. In general terms, sustainability means meeting the needs of the present generation without compromising the ability for future generations to satisfy theirs. Thus, staging a sustainable event means promoting the use of resources in an efficient and responsible way. Actions reduce the negative impact of the Event on the environment and create a positive social and economic impact.

Organising a sustainable Event does not necessarily mean spending more money. Many initiatives are organisational measures that require no extra costs, while some of them may even reduce expenses.

Benefits from organising a sustainable event include:

Visibility and reputation

- Organising an Event that is, insofar as possible, sustainable, highlights commitment and leadership in conserving the environment;
- In doing so, it places the Event in the worldwide sphere of responsible action;
- Using a local workforce and local suppliers trigger positive social inclusion, thereby enhancing legacy;
- It attracts media, sponsors and spectators;
- It increases revenues.

Cost reduction

- Reduce operational costs: Using less non-renewable energy, water, materials and minimising waste will reduce costs;
- Rational use of resources: Using resources in a more rational way is proven to reduce operational costs. Energy savings alone can reduce costs which can be reinvested in other sustainability initiatives;
- Increase of profitability.

13.2 Development Programmes & Side Events

Development Programmes are activities the Host NA organises to further develop and promote the sport of hockey in the host country / region / city targeted at the Event itself and also with a long-term focus.

Side Events are a selection of activities which the Host NA organises to promote the Event and/or provide additional value to participants, visitors and Teams, such as coaching and other educational courses, a hockey conference or forum, veteran's tournaments, a school programme, interactive on-site activities such as mini-hockey fields or a spectator drag-flick speed gun challenge, autograph sessions, concerts, etc.

It is required that the Host NA develop a plan for development programmes & side events for the period before as well as during the Event to best promote and take advantage of opportunities created by the Event. This plan should be joint and integrated to the marketing & promotion plan / strategy and is to be submitted to FIH for approval no later than 12 months before the start of the Event.

Some activities, like courses or the conference/forum may be specifically requested by and/or organised in conjunction with FIH, as it is one of FIH's key strategic priorities to take full advantage of the FIH Hockey Junior World Cup as a platform to discuss, learn, share, exchange and compare knowledge, experience and ideas on hockey-related topics. FIH educational & development programmes are run by FIH Hockey Academy and offer a series of courses designed at matching the specific needs of Coaches, Umpires, Technical Officials and Managers.

As the Event approaches, progress on the status of the development programmes & side events should be included in the general progress reports which the Host NA submits to FIH first quarterly and later monthly, as per section 1.1.1.

13.3 Sustainability Measures

The Host NA is required to develop a sustainability plan to apply to the planning and delivery of the Event. The plan must be submitted to FIH for review no later than 12 months before the start of the Event.

Considerations for inclusion in the plan are inter alia:

- Venue;
- Waste management;
- Transport;
- Food & beverage, merchandising;
- On-site establishments;
- Management, communication & marketing;
- Accommodation.

The Host NA must carry out its preparations and delivery of the Event in a manner which embraces the concept of sustainable development and that complies with any applicable national environmental legislation and serves to promote the protection of the environment.

The following are a few examples that can be considered when developing the sustainability plan. Some of these can apply to multiple areas. Additionally, the IOC Guide to Sport, Environment and Sustainable Development (available on the IOC website) features further information in this regard.

13.3.1 Venue

OBJECTIVES	PROPOSED ACTIONS
Encourage waste sorting and recycling	<ol style="list-style-type: none"> 1. Plan separate bins/garbage for each type of waste for each stakeholder. 2. Ensure that bins/garbage are collected during the Event, cleaned, recycled and reused.
Extend the use of material and products (rent, re-use, store from one match to the next one, etc.)	<ol style="list-style-type: none"> 1. Reuse, share, rent or donate material to maximise its use. 2. Assess the needs for each order request for new products and material and look for alternatives.
Save Water	<ol style="list-style-type: none"> 1. Educate staff, volunteers and participants to save water (minimise the use of water for watering the pitch, etc.). 2. If rains are predicted during the Event, install a rainwater tank, collect water and use rainwater for cleaning.
Manage and treat waste water	<ol style="list-style-type: none"> 1. Install eco-friendly permanent toilets. 2. For any temporary installation, choose waterless urinals, low flushing or water free toilets. 3. Fit dual quality supplies to separate storm water and sewerage systems. 4. Ensure good drainage from pitch watering to reuse water for the next pitch watering.
Favour walking, biking, and the use of public transport	Choose a venue that has a good access ideally within walking distance to the main public transport connections, town centre and hotels.
Use sustainable products (locally produced, recycled, renewable, certified, non-toxic, etc.)	<ol style="list-style-type: none"> 1. Implementation of sustainable solutions for the temporary construction of the venue (recycled material, eco-friendly material, building label, etc.). 2. Work with renting companies that have a sustainability policy and can propose certified material. 3. Use eco-friendly products and material for overlay (recycled, certified, biodegradable, etc.) and avoid material that has a large environmental load (tape in PVC, single use plastic bag, etc.).
Involve, share and raise awareness	Place signage at bins/garbage collection points to invite all stakeholders to sort waste.
Encourage waste sorting and recycling	<ol style="list-style-type: none"> 1. Communicate recycling initiatives to spectators (electronically, via volunteers, etc.).

OBJECTIVES	PROPOSED ACTIONS
	<ol style="list-style-type: none"> 2. Manage a wide range of bins (paper, glass, aluminium, organic, incinerable waste) and deploy those across the venue (spectators area, parking, competition area, etc.). 3. Ensure old light bulbs are recycled. 4. Have efficient signage for the recycling bins.
Extend the use of material and products (rent, re-use, store from one match to the next one, etc.)	Donate items (decorations, carpeting, signage, etc.) which cannot be reused to community projects.
Manage and treat waste water	<ol style="list-style-type: none"> 1. Utilise venues which channel waste water into sewerage treatment plants; plan along with local authorities. 2. If not connected to local sewerage lines, collect wastewater and transport it to sewerage treatment sites.
Use sustainable products (locally produced, recycled, renewable, certified, non-toxic, etc.)	Only use chemical free cleaning products.
Involve, share and raise awareness	Ensure cleaners are educated on environmentally friendly cleaning practices, training should include information on cleaning agents, equipment, machines used and waste management.
Organise and coordinate the sustainability effort	Communicate with vendors to find out the level of waste they generated and issues they had.

13.3.2 Waste Management

OBJECTIVES	PROPOSED ACTIONS
Encourage waste sorting and recycling	<ol style="list-style-type: none"> 1. Communicate recycling initiatives to spectators (electronically, via volunteers, etc.). 2. Manage a wide range of bins (paper, glass, aluminium, organic, incinerable waste) and deploy those across the venue (spectators area, parking, competition area, etc.). 3. Ensure old light bulbs are recycled. 4. Have efficient signage for the recycling bins.
Extend the use of material and products (rent, re-use, store from one match to the next one, etc.)	Donate items (decorations, carpeting, signage, etc.) which cannot be reused to community projects.
Manage and treat waste water	<ol style="list-style-type: none"> 1. Utilise venues which channel waste water into sewerage treatment plants; plan along with local authorities.

OBJECTIVES	PROPOSED ACTIONS
	2. If not connected to local sewerage lines, collect wastewater and transport it to sewerage treatment sites.
Use sustainable products (locally produced, recycled, renewable, certified, non-toxic, etc.)	Only use chemical free cleaning products.
Involve, share and raise awareness	Ensure cleaners are educated on environmentally friendly cleaning practices, training should include information on cleaning agents, equipment, machines used and waste management.
Organise and coordinate the sustainability effort	Communicate with vendors to find out the level of waste they generated and issues they had.

13.3.3 Transport

OBJECTIVES	PROPOSED ACTIONS
Optimise or reduce personnel transport (cars, plane, etc.)	<ol style="list-style-type: none"> 1. Encourage car-pooling for spectators by messages and links on your Event website. 2. Encourage car-pooling by having variable parking fees in favour of cars carrying more people. 3. Limit parking areas and organise shuttle services between the hotel, venue and point of arrival/departure. 4. Take into consideration traffic rush hours while planning the Event.
Optimise or reduce freight transport (plane, trucks, etc.)	<ol style="list-style-type: none"> 1. For materials that must be shipped, select a freight hauler that carries out environmentally responsible practices in their operations. 2. Consider the use of truck-pooling (instead of using 20 trucks for 10 different items, consider combining loads where possible) or joint storage.
Favour walking, biking, and the use of public transportation	<ol style="list-style-type: none"> 1. Include a (reduced/free) public transport day pass to each sold ticket. 2. Provide attendees with clear instructions (on website, on tickets, etc.) and maps with details about walking and biking routes to venue, accommodations and town centre. 3. Add information about available public transport system (link to web page, timetables, etc.) on the Event website and other media. 4. Provide participants with public transport pass during the whole Event period. 5. Offer public transport pass to all staff. 6. Plan a smart competition timing in accordance with the public transport timetable.

OBJECTIVES	PROPOSED ACTIONS
	<ol style="list-style-type: none"> 7. Have an incentive parking policy (limitation of parking spaces, etc.) to deter spectators from using cars. 8. Provide well located and secured parking facilities for bicycles.
Involve, share and raise awareness	<ol style="list-style-type: none"> 1. Use the official fleet of vehicles (cars for VIPs, staff, taxis, etc.) to promote green cars (hybrid, natural gas, electric, etc.). 2. Use the shared transport shuttle to promote alternative vehicles or fuel (hybrid, natural gas, electric, etc.).

13.3.4 Food & Beverage, Merchandising

OBJECTIVES	PROPOSED ACTIONS
Minimise the production of waste	<ol style="list-style-type: none"> 1. Provide data (estimation of spectator numbers, etc.) to the vendors to avoid food waste or over production of merchandising. 2. Avoid the small sachet packets of sugar, salt, coffee, etc. 3. Encourage vendors to limit paper vouchers and switch to online giveaways. 4. Encourage caterers to include on-demand/live cooking counters.
Optimise or reduce personnel transport (cars, plane, etc.)	Engage with local breweries, grocery and raw material suppliers.
Use sustainable products (locally produced, recycled, renewable, certified, non-toxic, etc.)	<ol style="list-style-type: none"> 1. Propose at least one vegetarian meal to give the option to avoid (red) meat, that has a big environmental impact. 2. Encourage the use of eco-friendly or fair-trade merchandising. 3. Purchase local, seasonal and organic food. 4. Promote non-alcoholic drinks as well (large choice, low prices, etc.). 5. Provide bulk water or drinking water fountain or sell packaged drinking water (if necessary) only in 100% PET recycling packaging.
Involve, share and raise awareness	<ol style="list-style-type: none"> 1. Communicate your expectations to your suppliers and vendors. 2. Engage the suppliers (talk before-hand about the sustainability goals, provide guidelines, modify contracts, etc.).

13.3.5 On-site Establishments

OBJECTIVES	PROPOSED ACTIONS
Encourage waste sorting and recycling	Aim to recycle all the paper; provide recycling paper marked bins across the different areas of the Event.
Minimise the production of waste	<ol style="list-style-type: none"> 1. Print only necessary material, and on both sides. Send relevant documentation by email beforehand. 2. Donate surplus office supplies to charities or organisations. 3. Utilise electric means of communication such as website, phone apps. 4. Accounting and invoicing should be done electronically.
Extend the use of material and products (rent, re-use, store from a season to the next, etc.)	<ol style="list-style-type: none"> 1. Buy reusable beverage containers. 2. Collect paper that has been used on one side only in collector trays and reuse for printing and note paper.
Minimise the use of non-renewable energies	<ol style="list-style-type: none"> 1. Turn of light and equipment when not in use. 2. Buy or hire energy efficient devices and appliance (laptops instead of PCs, better energy efficiency rated lighting, etc.). 3. Favour the use of daylight working stations close to windows; break-out/coffee areas with natural light.
Use sustainable products (locally produced, recycled, renewable, certified, non-toxic, etc.)	<ol style="list-style-type: none"> 1. Select sustainable staff uniforms (organic cotton, etc.). 2. Work with local suppliers for office equipment.
Involve, share and raise awareness	Request office suppliers for their sustainability policy, if any.

13.3.6 Management, Communication & Marketing

OBJECTIVES	PROPOSED ACTIONS
Minimise the production of waste	<ol style="list-style-type: none"> 1. Communicate electronically with teams (registration, timetable, etc.). 2. Communicate electronically with spectators (tickets, etc.). 3. Minimise the use of decorative elements and try to choose sustainable décor.
Extend the use of material and products (rent, re-use, store from a season to the next, etc.)	Buy reusable lanyards and accreditation badges (media, staff, etc.).
Optimise or reduce personnel transport (plane, cars, etc.)	<ol style="list-style-type: none"> 1. Use local suppliers for your products and services (printing and communication company, etc.). 2. Hire local workforce and volunteers as much as possible.

OBJECTIVES	PROPOSED ACTIONS
	<ol style="list-style-type: none"> 3. Allow working from home unless necessary, so as to reduce the needs for transport (except on Match time).
Offset your carbon emissions	Calculate your carbon footprint and buy reputable carbon offsets.
Use sustainable products (locally produced, recycled, renewable, certified, non-toxic, etc.)	<ol style="list-style-type: none"> 1. Use certified paper for any printed material (FSC, Green Seal). 2. Work with local suppliers for information packs for teams, officials and spectators; provide sustainable and fair-trade products. 3. If gifts are necessary, consider sustainable gifts (produced locally, eco-friendly, useful, etc.).
Finance your sustainability policy	<ol style="list-style-type: none"> 1. Incorporate a 'Green fee' into entry price and use that to finance your sustainability efforts (land restoration, carbon credits, 'green' investments, 'green' communication, etc.). 2. Incorporate the sustainable expenses since the beginning of Event planning.
Involve, share and raise awareness	<ol style="list-style-type: none"> 1. Communicate your sustainable aims and initiatives/ environmental approach (sponsors, media, etc.); promote the Event as a sustainable Event. 2. Display the environmental guidelines and rules to be respected clearly. 3. Set up a stand in the venue to communicate the sustainability aspects of the Event to the teams, athletes and the spectators. Make attendees feel part of the sustainability process of the Event. 4. Provide environmental information to spectators, in accordance with the sustainability policy, about energy use, transport, accommodation, waste management, etc.
Organise and coordinate the sustainability effort	<ol style="list-style-type: none"> 1. Appoint a staff member to pilot the sustainability approach. 2. Conduct an Event survey among spectators and participants. 3. Monitor data from the Event to estimate specific needs and ensure little excess materials for future events/Matches.

13.3.7 Accommodation

OBJECTIVES	PROPOSED ACTIONS
Minimise the production of waste	Avoid the small sachet packets of shampoo, soap, sugar, salt, coffee, etc.
Extend the use of material and product (rent, re-use, from one match to the next, etc.)	Ban disposable cups or glass.

OBJECTIVES	PROPOSED ACTIONS
Manage and treat waste water	Use rainwater and water generated from hand wash basins.
Minimise the use of non-renewable energies	<ol style="list-style-type: none"> 1. Re-use sheets and towels for energy and water saving reasons. 2. Educate staff to regularly adjust or switch off appliances in hotels, especially in unoccupied rooms (heater, air-conditioner, mini-bar, etc.). 3. Set energy efficient solutions (presence-controlled lighting systems, energy efficient light bulb, low energy mini-bar). 4. Provide Key Card that are linked to energy appliances, so lights and appliances switch off when people leave the room.
Favour walking, biking, and the use of public transportation	<ol style="list-style-type: none"> 1. Include a free or reduced public transport day access with each booking. 2. Promote hotels located near the venue (at walking distance). 3. Ask hotels to provide bicycles for loan to their clients.
Use sustainable products (locally produced, recycled, renewable, certified, non-toxic, etc.)	<ol style="list-style-type: none"> 1. Apply environmental and social consideration in the purchasing policy (buy local, certified products). 2. Use eco-labelled 100% biodegradable cleaning products.
Organise & coordinate the sustainability effort	<ol style="list-style-type: none"> 1. Promote hotels that are certified or that have a sustainability policy. 2. Provide training to your staff about environmental / sustainability practices.

13.4 Corporate Social Responsibility

As part of FIH's efforts with regard to corporate social responsibility (CSR), the Host NA must collaborate with the Venue operator (if applicable) to implement a no-smoking policy at the Venue during the Event.

Other activities as part of the CSR engagement may include inviting under-privileged young people to attend the Event.



APPENDICES

CONTENT OVERVIEW

This section provides supporting material associated with and referenced within the above chapters.

A. Scoreboard Specification

Requirements

- Large Format LED Digital Scoreboard and Integrated Video Display Screen;
- Minimum screen size of 6.5m x 4.4m, with minimum resolution of 6,000 L ED / m² and minimum intensity of 4,000 cd/m²;
- The minimum useable screen surface is 23m²;
- Control Panel, plus video interface control panel and PC.

Specification

Element	Purpose	Format	Function
Scoreboard	To show Match score (goals)	00 : 00	To count up in single digits for each team from 0 : 0
	To show team names	Free text	To display team names above score e.g. ARG, NZL etc.
Clock	To show Match time	MM:SS	To count down from: <ul style="list-style-type: none"> • 15:00 for each quarter; • 2:00 for quarter and three quarter time • 10:00 for half time; • 8:00" (seconds) for a shoot-out to be performed (showing at least tenths of a second); In the last minute of a Match, it is desirable the clock counts down in seconds and tenths of seconds.
	To show Goal / PC delay	SS	To count down from 40" to 00" (seconds)
	To show pre-Match time	MM:SS	To count down from 30:00 to 00:00 (minutes and seconds).
	To show period	Q 1,2 3 or 4	To indicate the appropriate quarter of the Match
Time	To show actual time	HH:MM	As and when required, or when no other display is in use
Video	To show TX feed	Video	To show live or replay TX from Match
	To display graphics		To show other graphics, advertisements, Match information etc. as required
Messages	To display free text (desirable but not essential)	Free text	To show team lists, umpires names, flash messages and any other text messages as required before, during and after a Match
Audio	To indicate the end of a Match period	Audible signal	To make a loud audible sound (hooter) automatically and instantly when the clock reaches 00:00; the sound is to be short, sharp and loud

Display

Before the Match, the scoreboard can be used to show video replay, advertisements, graphics etc., but should also have a count-down clock running to show minutes left until the teams leave the pitch for the pre-Match protocol (e.g. from 30:00 to 00:00), and, desirably, also be able to display each team list (starting line-up and substitutes), team officials (Coach and Manager) and the names of the umpires and technical officials. The Match clock must have the ability to be set / reset to any minute as required.

During the Match the scoreboard must display the team names, the Match score, the quarter and the clock in running down mode. The clock should display period time countdowns as required (see below). The 40 second countdown clock should be shown in addition to the Match time countdown clock and operate independent of each other. Video replays can be shown as appropriate (e.g. goals, lead up to penalty corners etc.), and other graphics shown at set piece play (e.g. flash messages for a PC, yellow card, or to indicate a goal is scored etc). **Note:** there is no need to show substitutions as these occur frequently throughout the Match.

After the Match the scoreboard must show the final result. It is desirable that the scoreboard should show the list of goal scorers' names, types of goal (FG, PC, PS) and the minutes when goals were scored.

Operation

Clock and Scoreboard

To be controlled from the technical table by the Match Technical Officials.

Clock: Start, stop, reset, time set functions required.

Audio: Automatic loud audible tone (hooter) when the countdown clock reaches 00:00 during any Match period or shoot-out.

Quarter: To indicate the quarter of the Match with – Q1, 2, 3 or 4.

Scoreboard: + and - goals required on each side.

Time Periods

The video screen must be able to indicate the varying specific times as required for all international hockey matches. This type of information is as follows:

The following time periods are to be used in all Matches:

Match time: 4 quarters of 15:00 minutes

Quarter time break: 2:00 minutes between 1st and 2nd quarters and 3rd and 4th quarters

Half time break: 10:00 minutes between 2nd and 3rd quarters

Penalty corner delay: 40" to 00" countdown for when a PC is awarded (Note: Match clock stopped by Technical Official)

Goal scored delay: 40" to 00" countdown for when a goal is scored (Note: Match clock stopped by Technical Official)

Shoot out: 8:0" countdown to 00" for each shoot-out; must show the time in at least tenths of seconds)

Scoreboard During Shoot-Out

Score: If the Match goes to a shoot-out, the score returns to 0 : 0 and only converted goals are shown as appropriate. A separate graphic should be used for a shoot-out competition which shows 5 circles below each team name with the score at the end. A successful goal should turn the circle green and the score should increase by +1. An unsuccessful attempt (no goal) should turn the circle red and the score should be unchanged. It will be necessary to show this graphic more than once if the teams remain equal after the first series of 5.

Clock: The clock must display a countdown time of 8 seconds with a loud, audible hooter sounding immediately when the time reaches 00".

This clock is placed in the same position as the 40 second PC / goal countdown clock.

Flash Messages (desirable but not essential)

To display on the scoreboard at specific occasions during a Match as follows:

Message

During Regulation Time:

- Goal
- Penalty Corner
- Penalty Stroke

All of the above messages can be accompanied by an appropriate sting (music / audio bite).